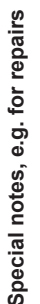


Proof of maintenance



..... Date

Filling the scent oils

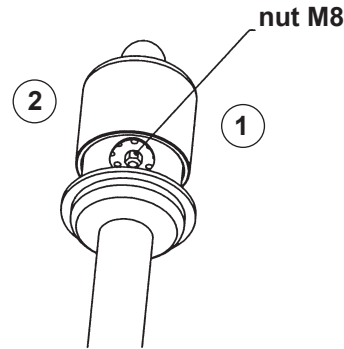
Note

We recommend refilling only when you notice that the scent oils have disappeared.

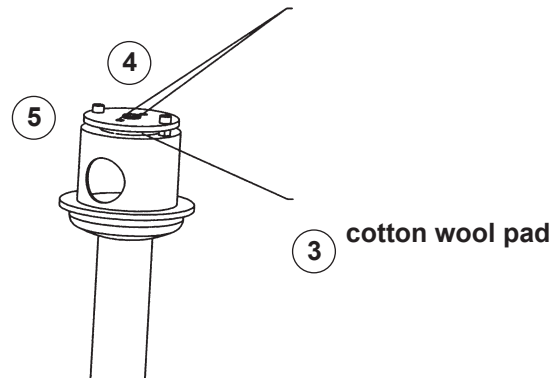
Dosing of the scent oils should be carried out extremely carefully so as to avoid any irritation caused by too intense scents/smells. We recommend an amount of 2 - 5 drops.

Refilling

1. Lift the cover and loosen the M8 nut inside.
2. Remove the cover.
3. If necessary, replace the cotton wool pad.
4. Pour a few drops of the scent oil onto the cotton wool pad through the top outer holes.
5. Replace the cover and screw the nut up.



holes for scent oils



scent oils

Pillar No. 1

(shortest/innermost scent pillar):
Rosewood

Pillar No. 2

Peppermint

Pillar No. 3

Sage

Pillar No. 4

Cinnamon

Pillar No. 5

Lemon

Pillar No. 6

Clove

Pillar No. 7

Aniseed

Pillar No. 8

Birch sap

Pillar No. 9

(tallest/outermost scent pillar):
Bitter almond

Height of pillars

Pillar No.	Height (cm)
1	90
2	95
3	100
4	105
5	110
6	115
7	120
8	125
9	130

