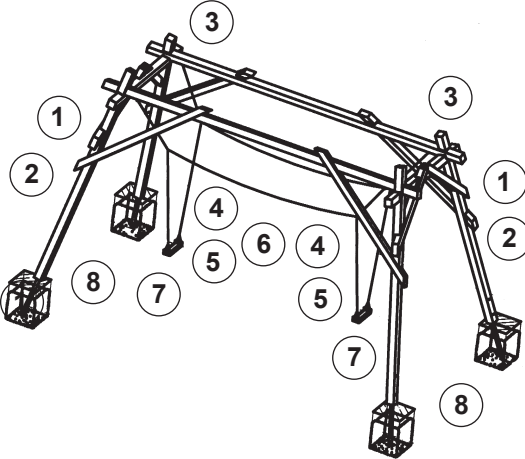
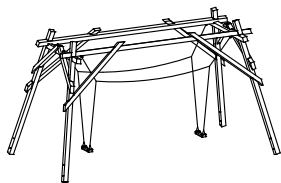




Instructions for wear checks of play equipment	The equipment must be checked for correct operation and safety, especially the points listed below:	Proof of maintenance	
<p>Playground.....</p> <p>Date of installation</p> <p>Checks depend on the type of equipment. Any equipment with moving parts must be checked at least twice a year, static equipment at least once a year.</p> <p>Intervals for maintenance work and checks generally depend on</p> <ul style="list-style-type: none"> - the location - the usage - the frequency of use - possible vandalism <p>For more details see also "General instructions for maintenance of playgrounds".</p> <p>Partner Swing Order No. 10.92000</p> 	<div style="border: 1px solid black; padding: 5px; margin-bottom: 10px;">Wooden parts</div> <ol style="list-style-type: none"> 1. Check for rot and, if necessary, smooth out splinters and round off sharp edges of cracks. <input type="checkbox"/> 2. Check that all wood connections are tight and retighten if necessary. <input type="checkbox"/> 3. Recommendation: apply paraffin wax to the upper end grain areas once a year, please refer to order No. 0.90100, 1 litre. <input type="checkbox"/> <div style="border: 1px solid black; padding: 5px; margin-bottom: 10px;">Swing suspension</div> <ol style="list-style-type: none"> 4. Check that ropes, chains and seats are securely connected or linked. Retighten the bolts of the suspension frame, if required. <input type="checkbox"/> 5. Check that swivels move smoothly, re-grease if necessary. <input type="checkbox"/> 6. Check ropes and chains for wear and tear, replace if necessary. <input type="checkbox"/> <div style="border: 1px solid black; padding: 5px; margin-bottom: 10px;">Swing</div> <ol style="list-style-type: none"> 7. Check for vandalism, replace if metal parts are exposed. <input type="checkbox"/> <div style="border: 1px solid black; padding: 5px; margin-bottom: 10px;">Structural stability</div> <ol style="list-style-type: none"> 8. Uncover the foundation once a year in order to check for rot or the steel feet for corrosion. <input type="checkbox"/> 	<div style="writing-mode: vertical-rl; transform: rotate(180deg);">Special notes, e.g. for repairs</div>	
<p>For spare parts refer to back of page.</p>	<p>Repair not carried out, it is still possible to play on equipment</p>	<input type="checkbox"/>	
	<p>Repair not carried out, equipment is taken out of action</p>	<input type="checkbox"/>	
	<p>All work carried out, everything is in order</p>	<input type="checkbox"/>	
	<p>Maintenance carried out by: Date</p>		

Spare Parts
Partner Swing
Order No. 10.92000



Please note that the safety standards of the equipment must not be affected. Therefore, when carrying out repairs it is helpful to **only use original parts**.

Order No. Spare part	
<div data-bbox="140 463 242 490">0.93060</div> <div data-bbox="308 463 692 521">rubber swing seat with chains for adults</div> <div data-bbox="126 508 304 719">  </div>	
<div data-bbox="140 752 256 779">10.99922</div> <div data-bbox="308 752 668 781">connecting rope 5 m (1 pair)</div> <div data-bbox="183 815 205 1140">  </div>	