

### Play value

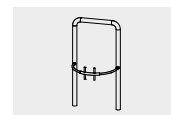
The Turning Bow provides stimulation for the arms as well as rotating movements for the hips and shoulders. You tightly hold the handles with two hands and push the moving part of the equipment from left to right and back and then vice versa. Using the equipment enables gentle physical activity.

### Recommended for

- Adults
- Older people
- Public play areas without supervision, such as playgrounds, parks or similar



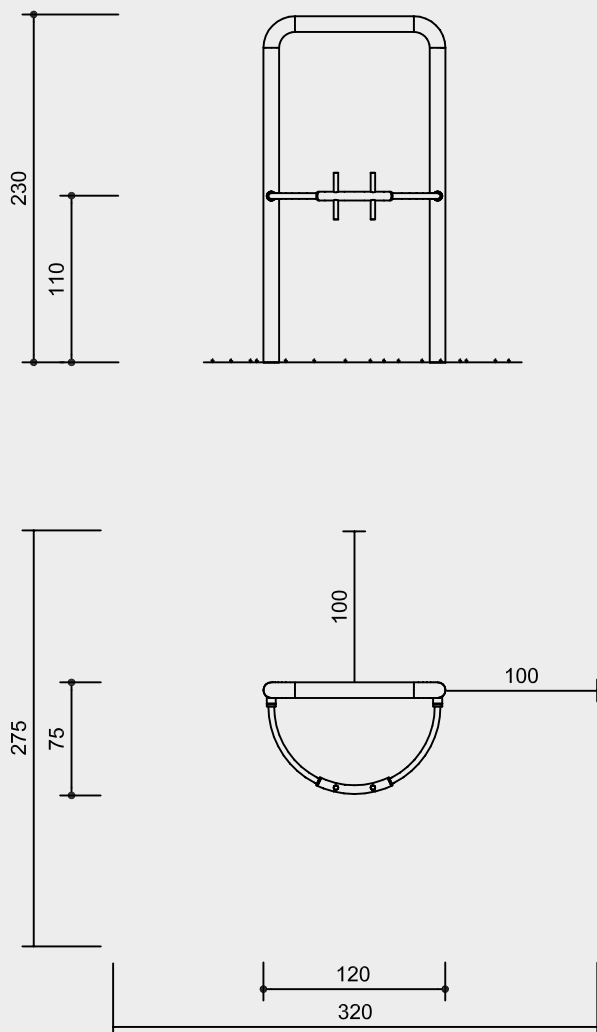
Turning Bow



11.02100

**Order No. 11.02100**  
**Turning Bow**

Safety distance →  
Device dimensions —●—  
Functional distance —|—



Scale 1:50

**Technical information**

Equipment made of stainless steel

**Ground anchor**

All parts used for anchoring to the ground are made of hot-dip galvanised steel or stainless steel



**For more detailed explanation of the quality characteristics see price list.**

Tube diameter 104 mm

Handles made of polyoxymethylene (POM-C), standard colour blue

Turning bow mounted in sleeve bearings made of plastic

**Dimensions**

(small deviations possible)

|                       |        |
|-----------------------|--------|
| Total height          | 2.30 m |
| Height of turning bow | 1.10 m |
| Width                 | 1.20 m |
| Depth                 | 0.75 m |
| Weight                | 50 kg  |

**Safety**

This equipment is not playground equipment within the scope of DIN EN 1176 and therefore is also not subject to the requirements of this standard. Nevertheless, it is complied with where appropriate.

**Components**

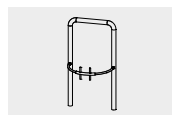
- 1 Turning Bow for dowelling

**Installation information**

Surfacing requirements  
no requirements

Foundations  
2 items 50 x 50 x 40 cm  
Excavation depth 60 cm

**Attention:**  
**Exact measurements may vary;**  
**for all installation dimensions refer**  
**to current assembly instructions.**  
Technical changes reserved.



**11.02100**