

### Play value

Play combinations for children are then particularly attractive, if versatile roof and building shapes offer opportunities for discovery and diversity for the eyes. The nicely shaped Hexagonal Hut makes a good centre-piece for a play area. Our different play huts are basic elements which can be combined with many linking parts. On the ground floor, there are cosy rooms for role play. Linking elements, by themselves also play equipment, can start from the upper storey and lead to other constructions or to a hill. Interesting linking elements are, for instance, rope or suspension bridge or chain path.

### Fundamental characteristics

- Child proportions according to ergonomic requirements
- One or two play levels
- Natural wooden surface which appeals to the senses
- Variable basic elements offering many opportunities for combination
- Incentive for playing: role-playing games in small, cosy rooms
- Movement: climbing

### Recommended for

- Kindergarten children
- Supervised play areas, such as kindergartens, schools, after-school programmes or similar
- Public play areas without supervision, such as playgrounds, parks or similar



Order No. 3.15300 Small Hexagonal Hut with roof



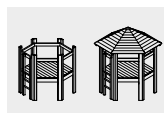
Order No. 3.16350 Hexagonal Hut with roof, 3 walls and 1 bench

### Huts for combination

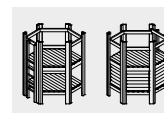
**Small Hexagonal Hut**  
**Small Hexagonal Hut with roof**

**Hexagonal Hut**  
**Hexagonal Hut with 3 walls and 1 bench**


**Hexagonal Hut with roof**  
**Hexagonal Hut with roof, 3 walls and 1 bench**



3.15100 / 3.15300

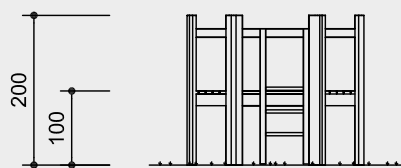


3.16100 / 3.16150

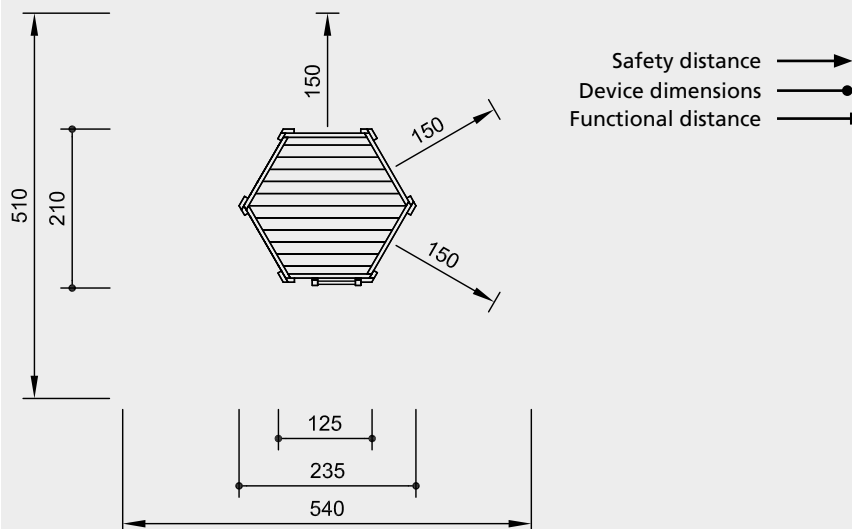
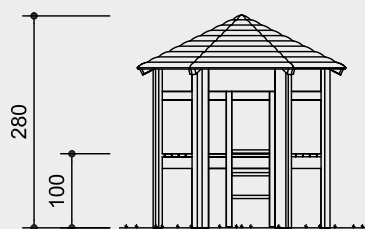


3.16300 / 3.16350

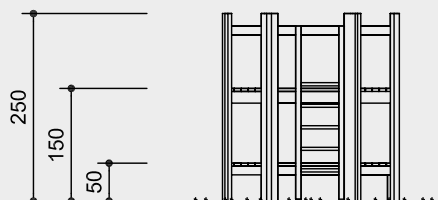
**Order No. 3.15100**  
**Small Hexagonal Hut**



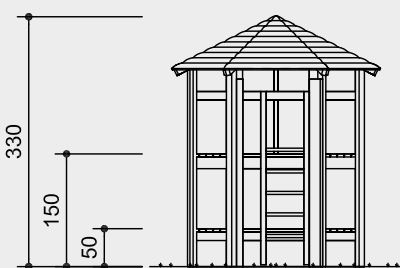
**Order No. 3.15300**  
**Small Hexagonal Hut with roof**



**Order No. 3.16100 / 3.16150**  
**Hexagonal Hut**



**Order No. 3.16300 / 3.16350**  
**Hexagonal Hut with roof**



Scale 1:100

Safety check according to DIN EN 1176

**Components**

**Order No. 3.15100**  
**Small Hexagonal Hut**

- 6 Side parts
- 1 Floor
- 1 Ladder
- 6 Steel feet

**Order No. 3.15300** as above, but in addition with six-part roof

**Order No. 3.16100**  
**Hexagonal Hut**

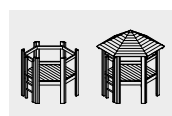
- 6 Side parts
- 2 Floors
- 1 Ladder
- 6 Steel feet

**Order No. 3.16150** as above, but in addition with 3 walls and 1 bench

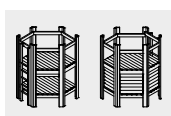
**Order No. 3.16300**  
**Hexagonal Hut with roof**

- 6 Side parts
- 2 Floors
- 1 Ladder
- 6 Steel feet
- 1 Six-part roof

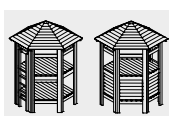
**Order No. 3.16350** as above, but in addition with 3 walls and 1 bench



3.15100 / 3.15300



3.16100 / 3.16150



3.16300 / 3.16350

**Technical information**

Equipment made of non-impregnated mountain larch

**Core-free**

Sawn-timbers core-free, thus decreasing occurrences of cracking and undesired changes in shape



**Claddings**

Claddings made of mountain larch (4 – 5 cm). Peeled white by hand, natural tree surface remains tangible and perceptible



**Tongue and groove**

Tongue and groove planks made of 4 cm solid wood, highly resilient, no trickling of dust / sand, protection against direct rain



**Hardwood rungs**

Climbing rungs made of hardwood (ash) Ø 4.2 cm, milled and mortised, secured against twisting, easy to grip and not cold for children to touch



**Adjustable**

Adjustable two-piece bolt connection, easy to maintain, no projecting threads



**Ground anchor**

All parts used for anchoring to the ground are made of hot-dip galvanised steel or stainless steel



**For more detailed explanation of the quality characteristics see price list.**

**Dimensions**

(small deviations possible)

**Order No. 3.15100 / 3.15300**  
**Small Hexagonal Hut**

Height	2.00 m
with roof	2.80 m
Floor height	1.00 m
Side length	1.25 m
Weight	400 / 580 kg

**Order No. 3.16100 - 3.16350**  
**Hexagonal Hut**

Height	2.50 m
with roof	3.30 m
Floor heights	0.50 / 1.50 m
Side length	1.25 m
Weight	560 - 840 kg

**Installation information**

Surfacing requirements corresponding to a fall height of

**Order No. 3.15100 / 3.15300** ≤ 1.00 m

**Order No. 3.16100 - 3.16350** ≤ 1.50 m

(please refer to price list for more detailed information)

**Foundations**

6 items 50 x 50 x 40 cm

Excavation depth 60 cm

**Attention:**

**Exact measurements may vary; for all installation dimensions refer to current assembly instructions.**  
Technical changes reserved.