

The equipment must be checked for correct operation and safety, especially the points listed below:

Proof of maintenance

Slide

1. Check for vandalism.

2. Check bolts and screws on the base equipment are tight and retighten if necessary.

Structural stability

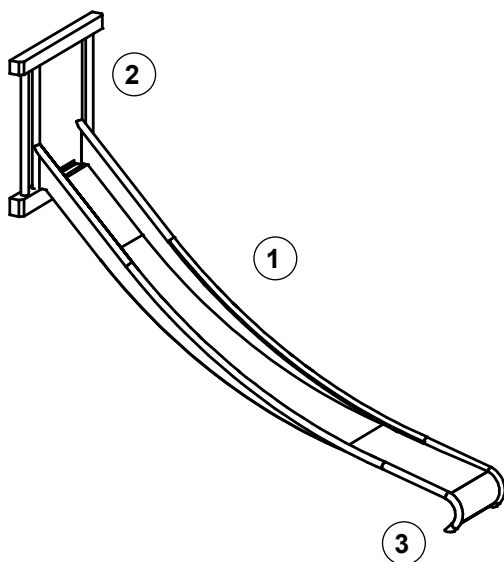
3. In order to check the stability of the foundations or the steel feet for corrosion, uncover the foundation once a year.

- location
- usage
- frequency of use
- possible vandalism

For more details see also our general instructions for maintenance of playgrounds!

Stainless Steel Slide as attachment
to Platform Hut 1.50 m

Order No. 3.19210/3.19220



Special notes, e.g. for repairs

**Repair not carried out,
it is still possible to play on equipment**

**Repair not carried out,
equipment is taken out of action**

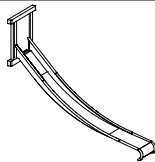
**All work carried out,
everything is in order**

**For spare parts
refer to back of page.**

Maintenance carried out by:

..... **Date**

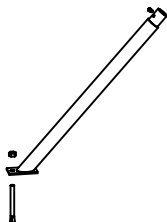
Spare parts
Stainless Steel Slide
Order No. 3.19210/3.19220



Please note that the safety standards of the equipment must not be affected. Therefore, when carrying out repairs it is helpful to **only use original parts**.

Order No. Spare parts

0.92081 Support for Slide, bottom



0.92090 Support for Slide, top

