

Instructions for wear checks of play equipment

The equipment must be checked for correct operation and safety, especially the points listed below:

Proof of maintenance

Playground

Date of installation

Checks depend on the type of equipment. Any equipment with moving parts must be checked at least twice a year, static equipment at least once a year.

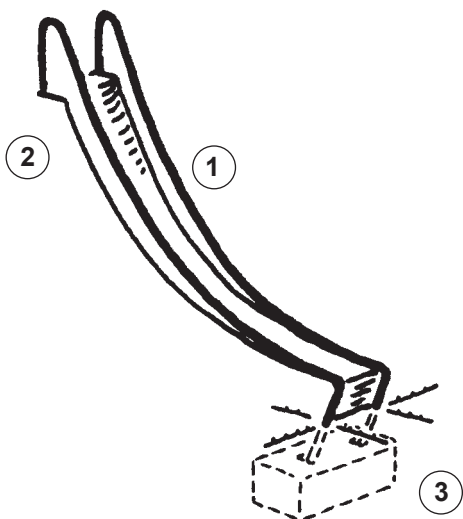
Intervals for maintenance work and checks generally depend on

- location
- kind of use
- frequency of use
- possible vandalism

For more details see also "General instructions for maintenance of playgrounds".

Stainless Steel Slides width 0.45 m

Order No.	Installed height
3.63310	1.00 m
3.63020	1.50 m
3.63120	1.80 m
3.63420	2.00 m
3.63520	2.40 m



Slide surface

1. Check for vandalism.
2. Check that bolts and screws of main equipment are tight and retighten if necessary.

Structural stability

3. In order to check the stability of the foundations or steel feet for corrosion, uncover the foundation once a year.

Repair not carried out, it is still possible to play on equipment

Repair not carried out, equipment is taken out of action

All work carried out, everything is in order

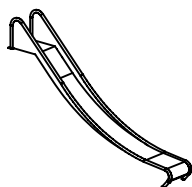
Maintenance carried out by:

For spare parts refer to back of page.

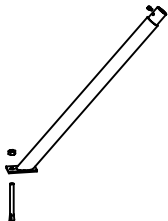
..... Date

Special notes, e.g. for repairs

Spare Parts
Stainless Steel Slide
Order No. 3.63310/3.63020
3.63120/3.63420/3.63520



Please note that the safety standards of the equipment must not be affected. Therefore, when carrying out repairs it is helpful **to only use original parts**.

Order No.	Spare part	Order No.	Spare part
0.92080	Support for Slide, bottom		
			
0.92090	Support for Slide, top with hole Ø 9 mm		
