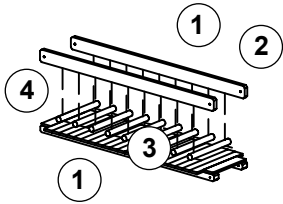
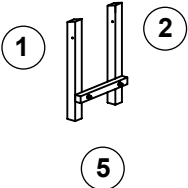
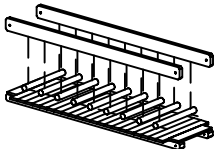
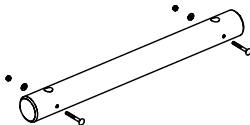





Instructions for wear checks of play equipment	The equipment must be checked for correct operation and safety, especially the points listed below:	Proof of maintenance	
<p>Playground</p> <p>Date of installation</p> <p>Checks depend on the type of equipment. Any equipment with moving parts must be checked at least twice a year, static equipment at least once a year.</p> <p>Intervals for maintenance work and checks generally depend on</p> <ul style="list-style-type: none"> - location - kind of use - frequency of use - possible vandalism <p>For more details see also "General instructions for maintenance of playgrounds".</p> <p>Chain Path for combinations Order No. 3.66260/3.66270/3.66280 Order No. 3.66263/3.66273/3.66283</p>  <p>End frame for inclined chain path Order No. 3.66231 with square timber Order No. 3.66232 with round timber</p>  <p>For spare parts refer to back of page.</p>	<div style="border: 1px solid black; padding: 5px; margin-bottom: 10px;">Wooden parts</div> <ol style="list-style-type: none"> 1. Check for rot and, if necessary, smooth splinters and round off sharp edges and cracks. <input type="checkbox"/> 2. Check that all bolts and screws are tight and retighten if necessary. <input type="checkbox"/> 3. Check running boards for wear and tear (replace if approx. 1/3 of the material has been worn down). <input type="checkbox"/> <div style="border: 1px solid black; padding: 5px; margin-bottom: 10px;">Chains</div> <ol style="list-style-type: none"> 4. Check chain and connection to wooden handrail for wear and tear. <input type="checkbox"/> <p>Note 1. The first chain link must be locked; check wear on contact surfaces between first and second chain link. <input type="checkbox"/></p> <div style="border: 1px solid black; padding: 5px; margin-bottom: 10px;">Structural stability</div> <ol style="list-style-type: none"> 5. If applicable, uncover the foundation at the end frame once a year and check the stability or corrosion at the steel feet. <input type="checkbox"/> 	<div style="writing-mode: vertical-rl; transform: rotate(180deg);">Special notes, e.g. for repairs</div>	<div style="writing-mode: vertical-rl; transform: rotate(180deg);">6074 Giswil — +41 41 675 03 67 — info@ludocrea.ch</div>
	Repair not carried out, it is still possible to play on equipment	<input type="checkbox"/>	
	Repair not carried out, equipment is taken out of action	<input type="checkbox"/>	
	All work carried out, everything is in order	<input type="checkbox"/>	
	Maintenance carried out by: Date		

<div><div><div>Spare Parts</div><div>Chain Path for combinations</div><div>3.66260/3.66270/3.66280</div><div>3.66263/3.66273/3.66283</div></div><div></div><div><div>Please note that the safety standards of the equipment must not be affected. Therefore, when carrying out repairs it is helpful to only use original parts.</div></div></div>			
Order No.	Spare part	Order No.	Spare part
0.92390	Running board		
			
0.98200	Chain path fork		
			
0.92321	Handrail fork		
			
0.92410	Chain for chain path 3 m without fastening material		
			
99.01298	Handrail timber, drilled for order No. 3.66260		
