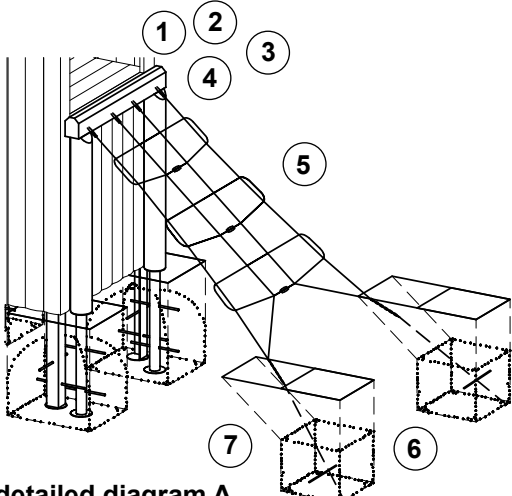
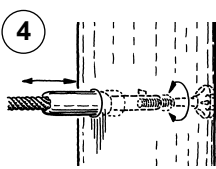
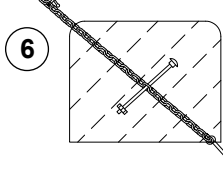


Instructions for wear checks of play equipment	The equipment must be checked for correct operation and safety, especially the points listed below:	Proof of maintenance	
<p>Playground.....</p> <p>Date of installation</p> <p>Checks depend on the type of equipment. Any equipment with moving parts must be checked at least twice a year, static equipment at least once a year.</p> <p>Intervals for maintenance work and checks generally depend on</p> <ul style="list-style-type: none"> - location - usage - frequency of use - possible vandalism <p>For more details see also "General instructions for maintenance of playgrounds".</p> <p>Inclined Climbing Net for towers Order No. L3.69103/L3.69105</p>  <p>detailed diagram A</p>  <p>detailed diagram B</p> 	<div data-bbox="758 273 1300 336" style="border: 1px solid black; padding: 5px; margin-bottom: 10px;">Wooden parts</div> <ol style="list-style-type: none"> 1. Check for rot and, if necessary, smooth out splinters and round off sharp edges of cracks. <input type="checkbox"/> 2. Check that all bolts and screws are tight and retighten if necessary. <input type="checkbox"/> 3. Recommendation: apply paraffin wax to the upper end grain areas once a year, please refer to order No. 0.90100, 1 litre. <input type="checkbox"/> <div data-bbox="758 660 1300 723" style="border: 1px solid black; padding: 5px; margin-bottom: 10px;">Climbing net</div> <ol style="list-style-type: none"> 4. Check that connection points are tight and retighten if necessary (see detailed diagram A). <input type="checkbox"/> 5. Check for wear and tear. Replace if steel reinforcement is damaged. <input type="checkbox"/> 6. If necessary re-tension the net at the bottom ends (see detailed diagram B). <input type="checkbox"/> <div data-bbox="758 1057 1300 1120" style="border: 1px solid black; padding: 5px; margin-bottom: 10px;">Structural stability</div> <ol style="list-style-type: none"> 7. In order to check for rot at wooden parts or steel feet for corrosion, uncover the foundations once a year. <input type="checkbox"/> <div data-bbox="699 1720 1345 1792" style="border: 1px solid black; padding: 5px; margin-bottom: 5px;">Repair not carried out, it is still possible to play on equipment <input type="checkbox"/></div> <div data-bbox="699 1809 1345 1899" style="border: 1px solid black; padding: 5px; margin-bottom: 5px;">Repair not carried out, equipment is taken out of action <input type="checkbox"/></div> <div data-bbox="699 1908 1345 1998" style="border: 1px solid black; padding: 5px; margin-bottom: 5px;">All work carried out, everything is in order <input type="checkbox"/></div> <div data-bbox="699 2011 1345 2123" style="border: 1px solid black; padding: 5px;"> Maintenance carried out by: Date </div>	Special notes, e.g. for repairs	