

Instructions for wear checks of play equipment

The equipment must be checked for correct operation and safety, especially the points listed below:

Proof of maintenance

Playground

Date of installation

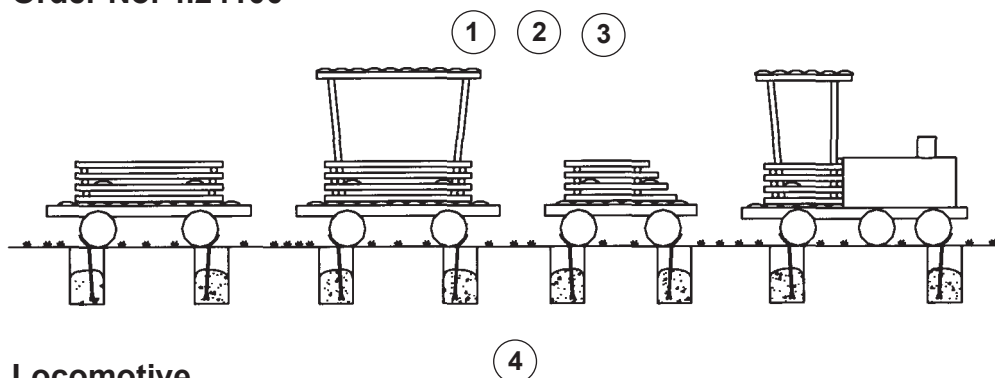
Checks depend on the type of equipment. Any equipment with moving parts must be checked at least twice a year, static equipment at least once a year.

Intervals for maintenance work and checks generally depend on

- location
- kind of use
- frequency of use
- possible vandalism

For more details see also "General instructions for maintenance of playgrounds".

Big Railway
Order No. 4.24100



Locomotive
Order No. 4.24102

Rail Tender
Order No. 4.24103

Wagon without Roof
Order No. 4.24104

Wagon with Roof
Order No. 4.24105

Wooden parts

1. Check for rot and, if necessary, smooth out splinters and round off sharp edges of cracks. ☐
2. Check that all bolts and screws are tight and retighten if necessary. ☐
3. Recommendation: apply paraffin wax to the upper end grain areas once a year, please refer to Order No. 0.90100, 1 litre. ☐

Structural stability

4. Examine by rocking the equipment. ☐

Special notes, e.g. for repairs

Repair not carried out, it is still possible to play on equipment ☐



Repair not carried out, equipment is taken out of action ☐

All work carried out, everything is in order ☐

Maintenance carried out by:

For spare parts refer to back of page.

..... Date

| <div><div><div>Spare Parts</div><div>Big Railway</div><div>Order No. 4.24100</div></div><div></div></div> <div>Please note that the safety standards of the equipment must not be affected. Therefore, when carrying out repairs it is helpful to only use original parts.</div> | |
|--|------------|
| Order No. | Spare part |
| 99.00170 | roller |
|  | |