

### Play value

Children's need to scribble and draw on various surfaces can be perfectly guided by installing a drawing board. Kindergarten children in particular feel themselves attracted to the "blackboard" and they use it as an incentive for role-playing games.

### Fundamental characteristics

- Child proportions according to ergonomic requirements
- Natural wooden surface that appeals to the senses
- Minimalistic style
- With chalk tray

### Recommended for

- Children under 3 years
- Supervised play areas, such as kindergartens, schools, after-school programmes or similar

### Barrier-free

- Independent play

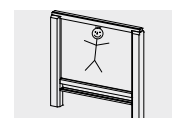


Order No. 4.24450 Drawing Board

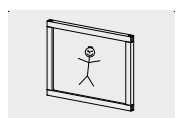


Order No. 4.24455 Drawing Board low version for toddlers (special version without chalk tray)

**Drawing Board**  
**Drawing Board low version**  
**Drawing Board for wall attachment**



4.24450 / 4.24455

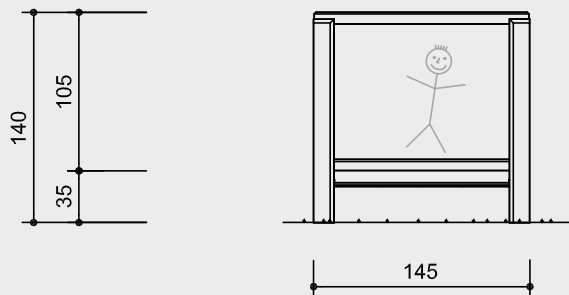
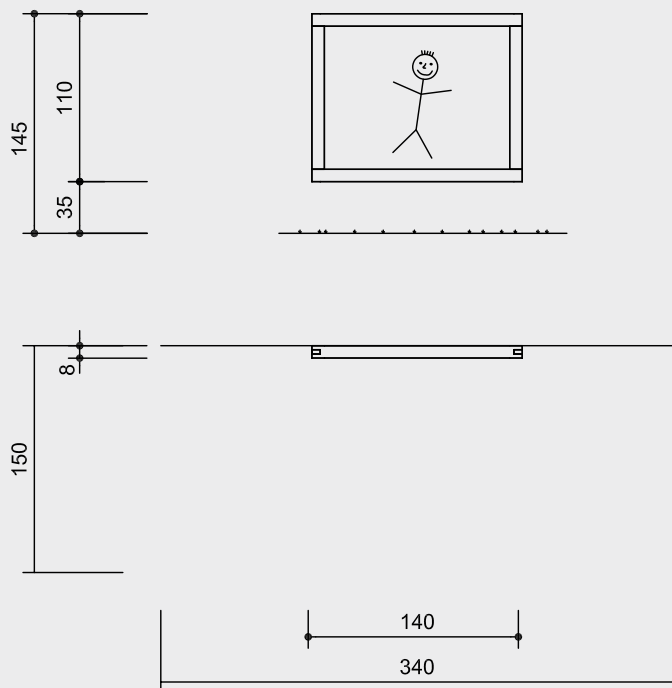


4.24460



**Order No. 4.24450**  
**Drawing Board**

Safety distance →  
 Device dimensions —●—  
 Functional distance —|—


**Order No. 4.24460**  
**Drawing Board for wall attachment**


Scale 1:50

Safety check according to DIN EN 1176

**Components**
**Order No. 4.24450 / 4.24455**

- 1 Drawing board with chalk tray
- 1 Package of liquid chalk pens (6 pieces)

**Order No. 4.24460**

- 1 Drawing board
- 1 Package of liquid chalk pens (6 pieces)

**Installation information**

Surfacing requirements  
 no requirements

**Foundations**
**Order No. 4.24450 / 4.24455**

- 2 items 60 x 60 x 60 cm
- Excavation depth 80 cm

**Attention:**

**Exact measurements may vary; for all installation dimensions refer to current assembly instructions.**

Technical changes reserved.

**Technical information**

Equipment made of non-impregnated mountain larch

**Order No. 4.24450**  
**Drawing Board**  
**Order No. 4.24455**  
**Drawing Board low version**
**Core-free**

Sawn-timbers core-free, thus decreasing occurrences of cracking and undesired changes in shape


**Ground anchor**

All parts used for anchoring to the ground are made of hot-dip galvanised steel or stainless steel


**For more detailed explanation of the quality characteristics see price list.**

Drawing board of HPL high-pressure laminated wood, thickness 10 mm, usable on both sides

Matt surface;  
 Colour gentian blue

Chalk tray made of stainless steel

**Order No. 4.24460**  
**Drawing Board for wall attachment**
**Core-free**

Sawn-timbers core-free, thus decreasing occurrences of cracking and undesired changes in shape


**For more detailed explanation of the quality characteristics see price list.**

Drawing board of HPL high-pressure laminated wood, thickness 10 mm, usable on both sides

Matt surface;  
 Colour gentian blue

**Dimensions**

(Small deviations possible)

**Order No. 4.24450**  
**Drawing Board**


Height	1.40 m
Length	1.45 m
Width	0.15 m
Drawing surface	1.16 x 0.92 m
Weight	100 kg

**Order No. 4.24455**  
**Drawing Board low version**

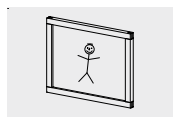
Height	1.30 m
Length	1.45 m
Width	0.15 m
Drawing surface	1.16 x 0.92 m
Weight	95 kg

**Order No. 4.24460**  
**Drawing Board for wall attachment**

Height	1.10 m
Length	1.40 m
Width	0.08 m
Drawing surface	1.16 x 0.92 m
Weight	35 kg



4.24450 / 4.24455



4.24460