

Play value

Children love to imitate the world of grown-ups and the lively activity on a building site is particularly attractive. With its range of different elements, our Transport System offers a wealth of opportunities for role playing. Conveyor tracks, re-loading stations, container wagons, cranes, hoists and shovels enable children-friendly "construction work", promote cooperation and creativity and stimulate cognitive processes.



Photo © Ross Gilmore



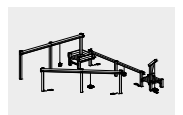
Fundamental characteristics

- Use of natural wood which appeals to the senses
- Can be combined with other equipment
- Incentive for playing: hoisting, pouring, moving and reloading material

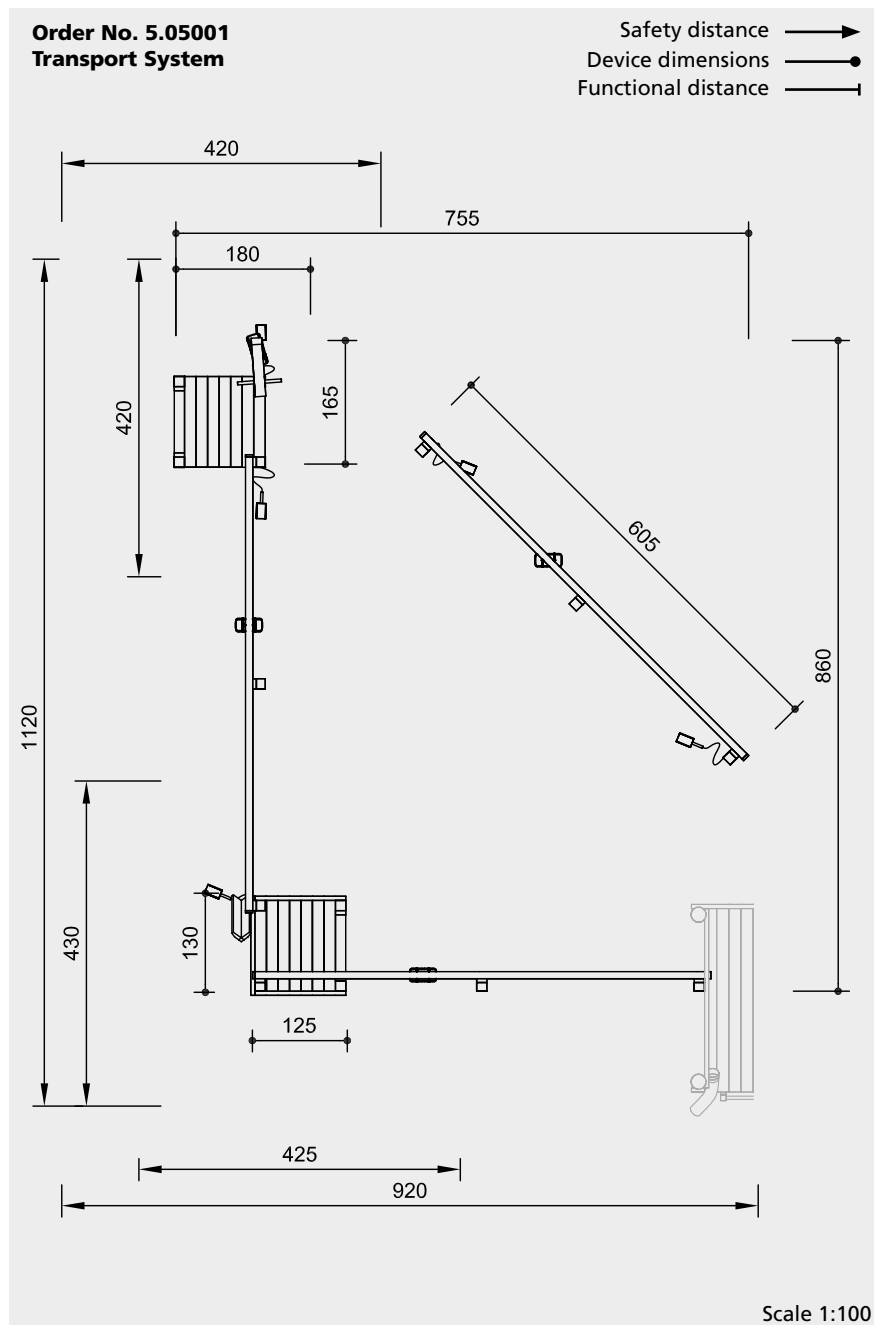
Recommended for

- School children
- Public play areas without supervision, such as playgrounds, parks or similar
- Swimming pools without supervision, such as outdoor pools, adventure pools or similar
- Leisure areas

Transport System



5.05001



Safety check according to DIN EN 1176

Components

- 3 Transport rails
- 6 Stand posts with steel feet
- 3 Tyre segments,
2 shovels with chain
- Sand Platform with Channel**
- 1 Pedestal with step,
balustrade on 3 sides and steel feet
- 1 Sand chute
- 1 Shovel with chain
- Sand Platform with Crane**
- 1 Pedestal with step and steel feet
- 1 Crane
- 2 Shovels with chain

Installation information

corresponding to a fall height of ≤ 0.60 m
(please refer to price list for more
detailed information)

Play sand is required for correct
functioning.

Foundations

- Transport Rails**
- 6 items 50 x 50 x 60 cm
- Excavation depth 80 cm
- Sand Platforms**
- 8 items 50 x 50 x 50 cm
- Excavation depth 70 cm

Attention:
Exact measurements may vary;
for all installation dimensions refer
to current assembly instructions.
Technical changes reserved.

Technical information

Equipment made of non-impregnated
mountain larch

Bevel cut

Vertical stand posts with bevelled end
grain section as constructive wood
preservation measure



Core-free

Sawn-timbers core-free, thus decreasing
occurrences of cracking and undesired
changes in shape



Tongue and groove

Tongue and groove planks made of
4 cm solid wood, highly resilient, no
trickling of dust / sand, protection
against direct rain



Laminated wood beams

Laminated wood beams made of
non-impregnated larch, glued according
to EN 14080:2013; for very large timber
cross-sections; comparatively low shrink-
age, almost completely free of cracks



Ground anchor

All parts used for anchoring to the
ground are made of hot-dip galvanised
steel or stainless steel



Chains

Chains made of hot-dip galvanized
steel (1.4301 / 1.4571 at extra charge)
welded before galvanising, short-linked,
without eyelets on the connecting parts,
easy to exchange and shorten



For more detailed explanation of the quality characteristics see price list.

Transport rails galvanised, with rubber
buffer

Container wagon with hand protection

Sand container made of
textile-reinforced rubber belt, 8 mm thick

Sand crane, revolving 350°, axially
connected to post, with maintenance-
free turning mechanism

Dimensions

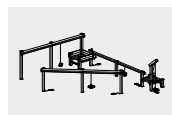
(small deviations possible)

Transport Rails

Heights 1.25 / 1.75 / 2.30 m
Length each 6.00 m

Sand Platforms

Pedestal height 0.60 m
Side length 1.30 x 1.25 m
Weight 420 kg



5.05001