

Play value

Playing with mud, moulding and building using sand, soil and water is an elementary human need that even grown-ups can't resist. Sophistically designed water-play equipment provides children and young people with an insight into different functional processes and allows them to acquire basic physical skills while playing. Mud tables provide for creative fun and often encourage children and young people to play together. This special sand play table is easily accessible for wheelchairs, thus enabling integrated playing.



Recommended for

- Kindergarten children
- School children
- Young people
- Supervised play areas, such as kindergartens, schools or similar

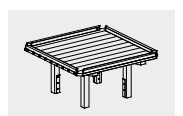
Barrier-free

- Independent play

Note

Place the table e.g. 1/3 in sand and 2/3 in grass, wood chips or other accessible surface. This allows wheelchair users to approach the table from three sides. The fourth side is thus available as a sand source.

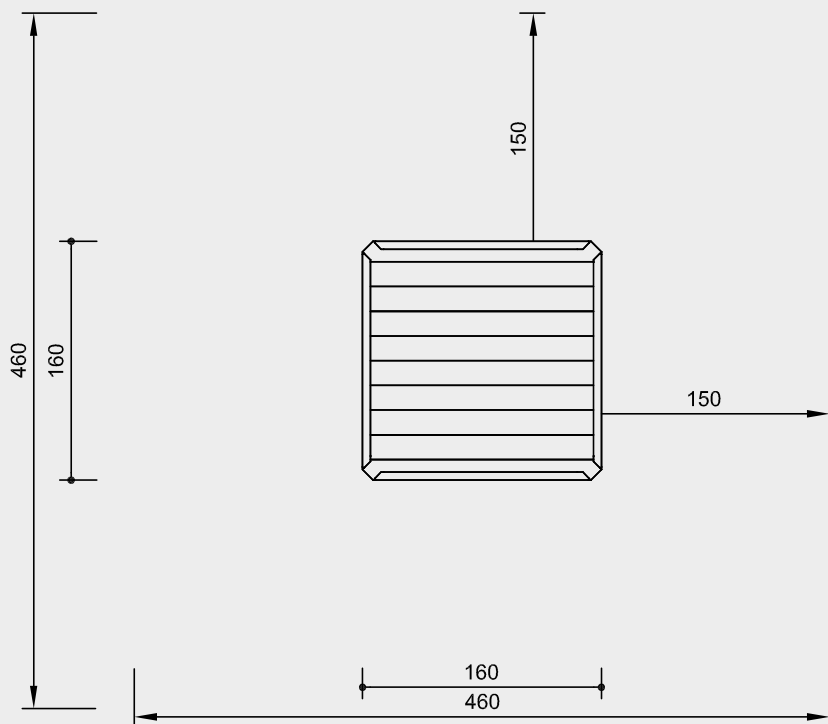
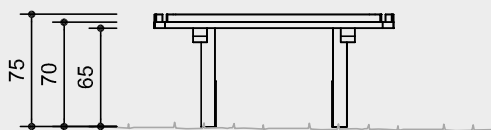
Sand Table for Wheelchair



5.10713

Order No. 5.10713
Sand Table for Wheelchair

Safety distance →
Device dimensions —●—
Functional distance —|—

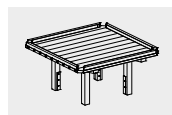


Scale 1:50

Safety check according to DIN EN 1176

Components

- 1 Square Sand Table
with steel feet



5.10713

Installation information

Surfacing requirements
corresponding to a fall height of ≤ 1.00 m
(please refer to price list for more
detailed information)
Staircase-like constructions may require
an examination of the fall height.

Recommendation:
Sand with drainage or pavement with
gully and corresponding landscaping.
Take into account that sand is required
for "playing with mud".

Foundations:
4 items 50 x 50 x 50 cm
Excavation depth 70 cm

Attention:
Exact measurements may vary;
for all installation dimensions refer
to current assembly instructions.
Technical changes reserved.

Technical information

Equipment made of non-impregnated
mountain larch

Core-free

Sawn-timbers core-free, thus decreasing
occurrences of cracking and undesired
changes in shape



Tongue and groove

Tongue and groove planks made of
4 cm solid wood, highly resilient, no
trickling of dust / sand, protection
against direct rain



Ground anchor

All parts used for anchoring to the
ground are made of hot-dip galvanised
steel or stainless steel



**For more detailed explanation of the
quality characteristics see price list.**

Dimensions

(small deviations possible)

| | |
|--------------------|--------|
| Height total | 0.75 m |
| Vertical clearance | 0.65 m |
| Length | 1.60 m |
| Width | 1.60 m |
| Weight | 135 kg |