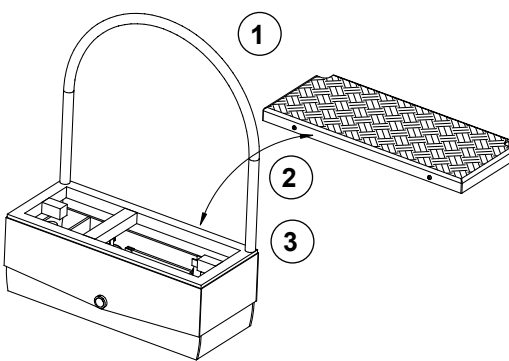
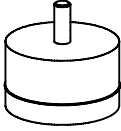
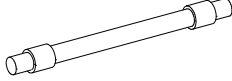
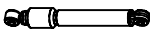
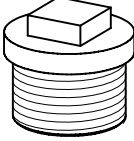
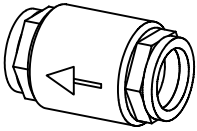
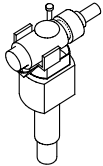
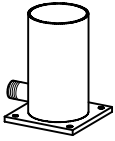

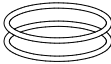



Instructions for wear checks of play equipment	The equipment must be checked for correct operation and safety, especially the points listed below:	Proof of maintenance		
<p>Playground.....</p> <p>Date of installation</p> <p>Checks depend on the type of equipment. Any equipment with moving parts must be checked at least twice a year, static equipment at least once a year.</p> <p>Intervals for maintenance work and checks generally depend on</p> <ul style="list-style-type: none"> - location - usage - frequency of use - possible vandalism <p>For more details see also our general instructions for maintenance of playgrounds!</p> <p>See-saw Pump for connection to pressure line Order No. 5.18600</p> <p>for water supply from a pond or similar Order No. 5.18700</p> <p>or with one-sided outlet, flush with the ground Order No. 5.18750</p> 	<div style="border: 1px solid black; padding: 5px; margin-bottom: 10px;">See-Saw Pump</div> <p>Prior to the start of the frost period, disconnect from the water mains and pump until the equipment is drained completely:</p> <ol style="list-style-type: none"> 1. Remove lid from see-saw platform and unscrew drainage plug from the water reservoir. <input type="checkbox"/> 2. Loosen top bolt on the piston rod of the pump piston and leave the piston in the cylinder (loosely). <input type="checkbox"/> 3. Open drainage valve (provided on site) on the jet pipe. Screw on lid again. <input type="checkbox"/> 	Special notes, e.g. for repairs		
<p>Repair not carried out, it is still possible to play on equipment</p>	<input type="checkbox"/>			
<p>Repair not carried out, equipment is taken out of action</p>	<input type="checkbox"/>			
<p>All work carried out, everything is in order</p>	<input type="checkbox"/>			
<p>Maintenance carried out by:</p> <p>..... Date</p>				

Spare parts**See-saw Pump****Order No. 5.18600 / 5.18700 / 5.18750**

Please note that the safety standards of the equipment must not be affected. Therefore, when carrying out repairs it is helpful to **only use original parts**.

Order No.	Spare parts	Order No.	Spare parts
0.57100	Rubber puffer 	0.57155	Piston shaft 
0.57110	Shock absorber 	0.57160	Plug 
0.57120	Non-return valve 	0.97804	Float valve 
0.57130	Cylinder 		
0.57140	Piston 		
0.57142	1 Set (= 2 pieces) O-Rings for piston 		
0.57143	1 Set (= 2 pieces) Grooved Rings 		
0.57150	Piston rod 