

Play value

Water play installations become even more attractive when they help to experience water in different ways. Children particularly enjoy damming water. On one hand, they are momentarily the „Master“ of the element water when stemming the flood water and on the other hand, they experience, through play, the water power when opening the lock of the dam. It is most fun when natural materials such as mud, leaves and small sticks are used to dam the water. However, this is often not possible or desired. Therefore, complementary elements such as locks or flaps are required.

Fundamental characteristics

- High-quality design
- Sturdy construction; can also be used in wide gutters
- Incentive for playing: technical appearance

Recommended for

- Kindergarten children
- School children
- Water play areas without supervision



Order No. 5.20930 Lock Gate



Order No. 5.20930 Lock Gate



Order No. 5.20950 Ball Valve, Photo © Paul Upward

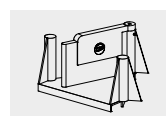


Order No. 5.20950 Ball Valve, Photo © Paul Upward

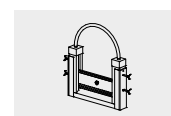


Order No. 5.20907 Water Switch

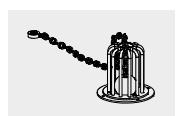
**Water Switch
Lock Gate
Ball Valve**



5.20907



5.20930 / 5.20933

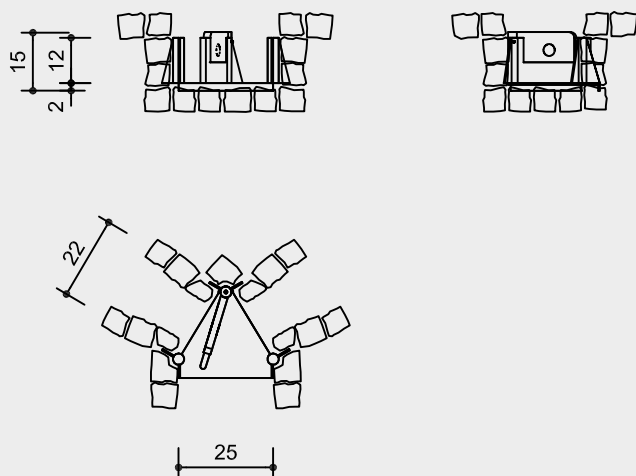
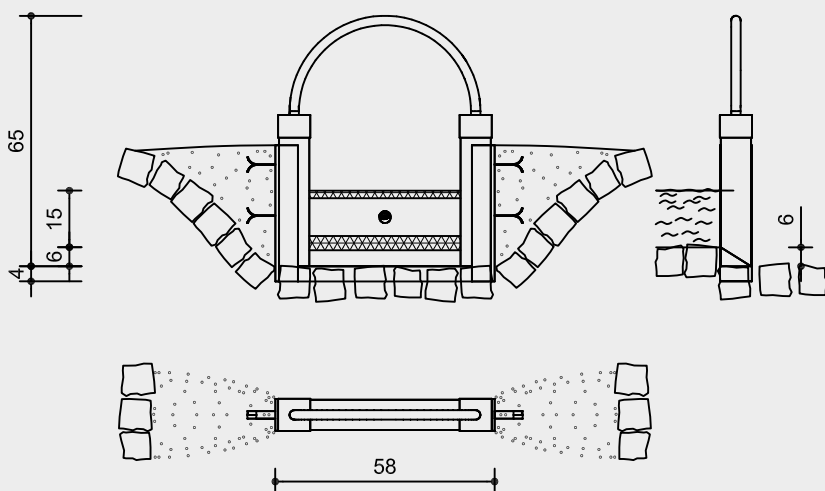
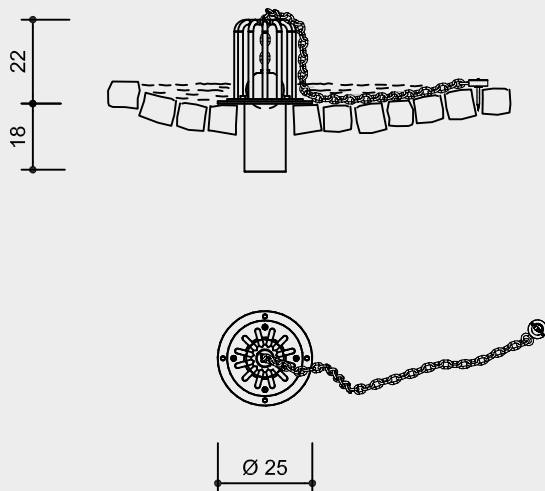


5.20950



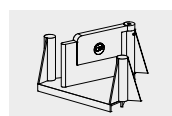
Order No. 5.20907
Water Switch

Safety distance →
 Device dimensions —●—
 Functional distance —|—

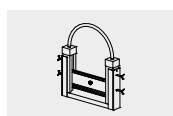

Order No. 5.20930
Lock Gate with installation frame
 Damming height 15 cm

Order No. 5.20950
Ball Valve


Scale 1:20

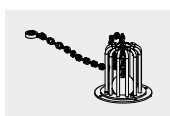
Safety check according to DIN EN 1176



5.20907



5.20930 / 5.20933



5.20950

Technical information

Equipment made of stainless steel,
 glass bead blasted

Order No. 5.20907
Water Switch

Sealing plate of solid rubber

Order No. 5.20930
Lock Gate with installation frame
for installation in a concrete or brick
channel

Seal of 20 mm rubber plate

Order No. 5.20950
Ball Valve

Ball made of polyamide, freely moveable
 in a basket which is screwed on a round
 plate with a pipe connection with
 diameter 100 mm, for connection to an
 existing pipe; plate and chain for fixation
 with masonry plugs

Dimensions

(small deviations possible)

Order No. 5.20907 Water Switch

Height 0.15 m
 Side length 0.22 / 0.25 m
 Damming height 0.12 m
 Weight 6 kg

Order No. 5.20930 / 5.20933 Lock Gate

Height 0.65 m
 Width 0.58 m
 Damming height 0.15 / 0.18 m
 Weight 20 kg

Order No. 5.20950 Ball Valve

Equipment height 0.24 m
 Ground plate diameter 0.25 m
 Ball diameter 0.10 m
 Weight 12 kg

Components

1 Part each

Installation information

Recommendation:
 surface of reinforced watercourse
 Foundations according to installation
 information

Order No. 5.20930 / 5.20933 Lock Gate

The sealing is appropriate for playground
 use, it is possible that a small quantity
 of water passes the sealing. For a proper
 function a height difference of 6 cm is
 required as the threshold is bevelled in
 order to avoid that materials deposit in
 the sealing zone.

Order No. 5.20950 Ball Valve

The outlet of the Ball Valve should have a
 cleaning possibility (sand collector).
 The basin should have an overflow.

Attention:

Exact measurements may vary;
for all installation dimensions refer
to current assembly instructions.
 Technical changes reserved.

For use in aggressive environments
such as salt or chlorine water, the
equipment is also available in
marine grade steel (V4A).