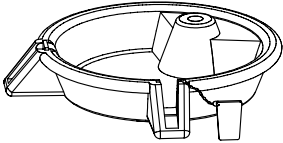
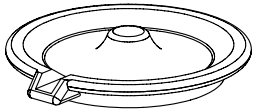
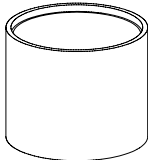
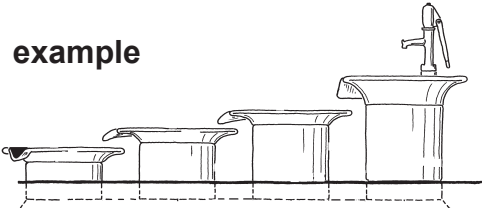


Instructions for wear checks of play equipment	The equipment must be checked for correct operation and safety, especially the points listed below:	Proof of maintenance	
<p>Playground</p> <p>Date of installation</p> <p>Checks depend on the type of equipment. Any equipment with moving parts must be checked at least twice a year, static equipment at least once a year.</p> <p>Intervals for maintenance work and checks generally depend on</p> <ul style="list-style-type: none"> - location - kind of use - frequency of use - possible vandalism <p>For more details see also "General instructions for maintenance of playgrounds".</p> <p>Round Reservoirs Order No. 5.22000/5.22100</p>  <p>Round Water Basins Order No. 5.24000/5.24200/ 5.24300/5.24400</p>  <p>Pedestal Pipes Order No. 5.24520/5.24540/ 5.24560/5.24580</p>  <p>example</p> 	<div style="border: 1px solid black; padding: 5px; margin-bottom: 10px;">Concrete</div> <ol style="list-style-type: none"> 1. Check for vandalism (chipped concrete corners), if necessary smooth resulting sharp edges with angle grinder (for stone) or repair with rapid-hardening concrete or epoxy resin. <input type="checkbox"/> 2. Check for build-up of moss; remove in the standing or walking areas – slipping danger. <input type="checkbox"/> <div style="border: 1px solid black; padding: 5px; margin-bottom: 10px;">Rubber plugs</div> <ol style="list-style-type: none"> 3. If plugs are installed, check the stability of the connection of the hard rubber piece to the chain or, respectively, the stability of the attachment of the chain to the concrete basin. <input type="checkbox"/> <div style="border: 1px solid black; padding: 5px; margin-bottom: 10px;">Structural stability</div> <ol style="list-style-type: none"> 4. 1 x per year check the foundations or concrete base for undercutting or subsidence of the ground (making wobbling possible), if necessary refill surfacing material. <input type="checkbox"/> 	<div style="writing-mode: vertical-rl; transform: rotate(180deg);">Special notes, e.g. for repairs</div>	
	Repair not carried out, it is still possible to play on equipment	<input type="checkbox"/>	
	Repair not carried out, equipment is taken out of action	<input type="checkbox"/>	
	All work carried out, everything is in order	<input type="checkbox"/>	
<p>Maintenance carried out by:</p> <p>..... Date</p>			