

Play value

This simple looking equipment is of high play value, and also a lot of fun. The unusual way of making water splash is a delightful surprise, particularly when one doesn't get wet oneself. Depending on the weight and skill of the participant, fountain jets reaching a distance of up to 7 m and a height of up to 4 m can be achieved by means of jumping up and down on the discs. It is great fun when several Splash Hoppers are installed near to each other so that a real spray competition can take place.

Fundamental characteristics

- Mechanical pump mechanism makes the correlation between one's own power and the width of the Splash Hopper visible
- Functional design
- Incentive for playing: curiosity
- Movement: jumping

Recommended for

- School children
- Young people
- Swimming pools without supervision, such as outdoor pools, adventure pools or similar
- Water play areas without supervision



Photo © Daniel Perales



Order No. 5.25000 Splash Hopper, Photo © Sahulophone Records

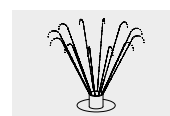


Order No. 5.25070 Water Hopper for external Sprayhead, Photo © Daniel Perales

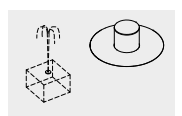
Planning Information

Individual solutions for the water supply must be devised, depending on the plans. Up-to-date details on the connection for the water supply and other technical information is available to download as a table at our website www.richter-spielgeraete.de.

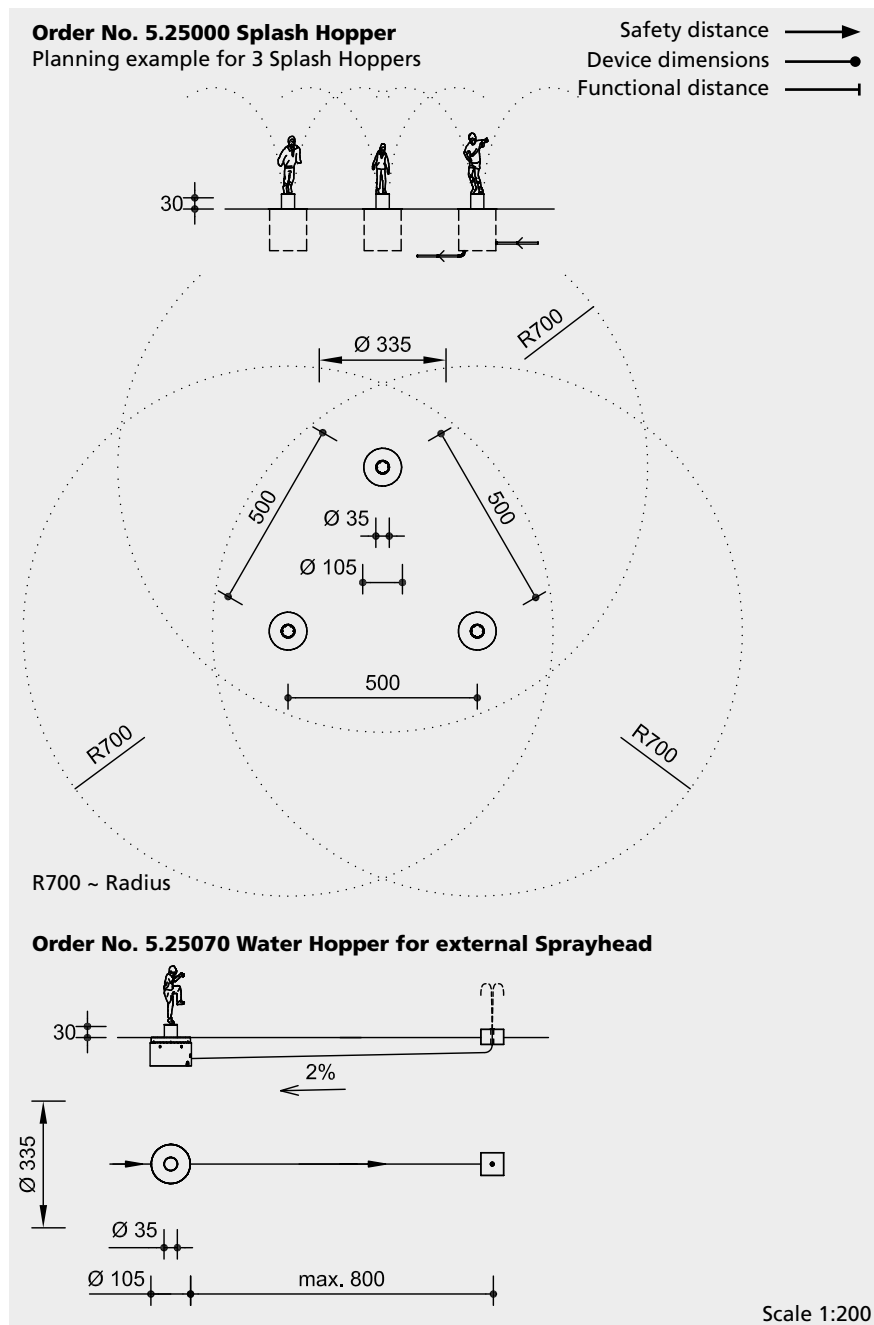
Splash Hopper Water Hopper for external Sprayhead



5.25000



5.25070



Safety check according to DIN EN 1176

Components

Order No. 5.25000

- 1 Splash Hopper pre-assembled in concrete shaft
- 1 Summer lid made of reinforced concrete C40/50
- 1 Winter lid made of stainless steel

Order No. 5.25070

- 1 Water Hopper pre-assembled in concrete shaft
- 1 Summer lid made of reinforced concrete C40/50
- 1 Winter lid made of stainless steel

Installation information

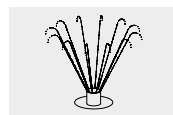
Surfacing requirements corresponding to a fall height of ≤ 0.60 m (please refer to price list for more detailed information)

Recommendation: pavement, reinforced surface (provide adequate drainage on site) no sand, no gravel

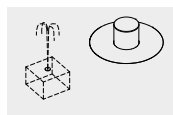
Foundations

Excavation for concrete well
Ø 2.00 m, depth 1.10 m

Using the equipment without water leads to increased wear of the components. Therefore the equipment should not be used without water. During frosty periods the suction pump must be disassembled and the water reservoir and supply must be emptied. Also included in the components is a lid with which the opening of the cylinder is sealed during the frosty season.



5.25000



5.25070

Technical information

Order No. 5.25000 Splash Hopper

Stainless steel bollard, glass bead blasted. Standing plate made of embossed sheet metal with 6 circular arranged spray heads, 4 mm diameter. Rotatable bollard with buffered bounce movement.

The C40/50 concrete shaft contains:

Suction pump with base stand, water tank with valves, siphon for drain connection (diameter 110 mm).

Connection to the water supply, connection thread 1 inch external, supply line 3/4 inch, max. pressure 6 bar, water requirement approx. 15l/min, summer lid made of reinforced concrete C40/50 with rubber seal, winter lid made of stainless steel.

Order No. 5.25070

Water Hopper for external Sprayhead

As above, but without internal spray heads in standing plate; for combination with external spray heads (e.g. **Order No. 5.18810 / 5.18815 / 5.18830 / 5.18835 / 5.18870**)

Dimensions

(small deviations possible)

Standing plate

Diameter 0.35 m
Height 0.30 m

Concrete shaft

Diameter 1.10 (Lid 1.05 m)
Height 1.10 / 0.75 m
= installation depth
Total weight 1100 / 900 kg

Attention:

Exact measurements may vary; for all installation dimensions refer to current assembly instructions. Technical changes reserved.

For use in aggressive environments such as salt or chlorine water, the equipment is also available in marine grade steel (V4A).