

Instructions for wear checks of play equipment

The equipment must be checked for correct operation and safety, especially the points listed below: the points listed below:

Proof of maintenance

Playground.....

Date of installation

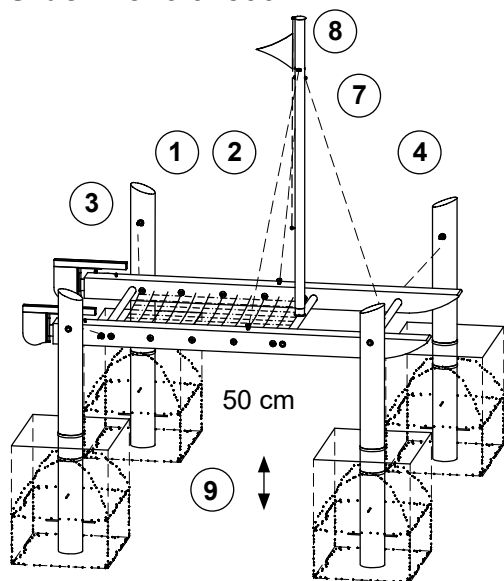
Checks depend on the type of equipment. Any equipment with moving parts must be checked at least twice a year, static equipment at least once a year.

Intervals for maintenance work and checks generally depend on

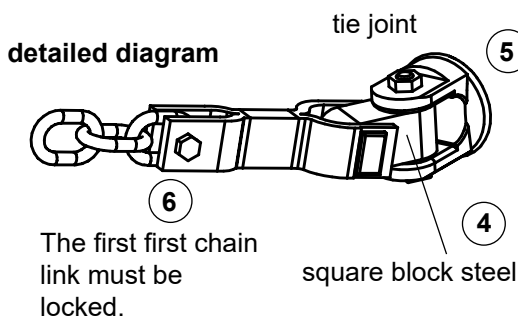
- location
- usage
- frequency of use
- possible vandalism

For more details see also "General instructions for maintenance of playgrounds".

Catamaran
Order No. 6.02500



Check clearance to the ground with no load placed on the equipment.



Wooden parts

1. Check for rot and, if necessary, smooth out splinters and round off sharp edges and cracks.
2. Check that all bolts and screws are tight and retighten if necessary.
3. **Recommendation:** apply paraffin wax to the upper end grain areas once a year; please refer to order No. 0.90100, 1 litre.

Boat suspension

4. Here, too, ensure that bearings move smoothly and check for wear and tear. Replace if necessary.
Attention: The movements occurring during use of the equipment may cause premature wear on one side of the bearing bushings of the square block steel. This may result in damage to or breakage of the square block steel. These parts must be checked with great care by loosening the bolts; replace if necessary.

5. Check connection to wood; the tie joint must fit closely (see detailed diagram).
6. Check chain and connection to chain; The first chain link must be locked; check wear on contact surfaces between first and second chain link.

Mast chains

7. Chains must be taut, re-tension if necessary.
8. Check the upper attachment of the chains on the mast for wear.

Structural stability

9. Uncover the foundation once a year in order to check for rot or respectively the steel stand posts for corrosion.

Repair not carried out, it is still possible to play on equipment

Repair not carried out, equipment is taken out of action

All work carried out, everything is in order

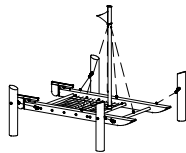
Maintenance carried out by:

For spare parts refer to back of page.

..... Date

Special notes, e.g. for repairs

Spare Parts
Catamaran
Order No. 6.02500



Please note that the safety standards of the equipment must not be affected. Therefore, when carrying out repairs it is helpful to **only use original parts.**

Order No. Spare part

99.01249 mast with chain guide



0.92311 joint



0.88190 square block steel with 2 brass bushes



0.88160 brass bush for square block steel

