

Instructions for wear checks of play equipment

Playground.....

Date of installation

Checks depend on the type of equipment.
Any equipment with moving parts must be checked at least twice a year, static equipment at least once a year.

Intervals for maintenance work and checks generally depend on

- location
- usage
- frequency of use
- possible vandalism

For more details see also our general instructions for maintenance of playgrounds!

Sailing Boat

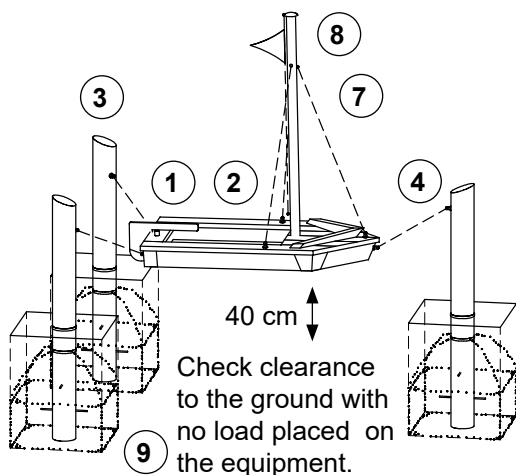
Order No. 6.03200 with Flag

Order No. 6.03210 without Flag

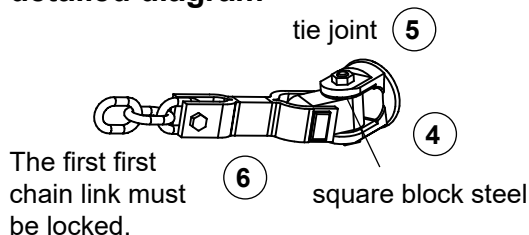
Sailing Boat with steel posts

Order No. 6.03201 with Flag

Order No. 6.03211 without Flag



detailed diagram



For spare parts refer to next page.

The equipment must be checked for correct operation and safety, especially the points listed below:

Wooden parts

1. Check for rot and, if necessary, smooth out splinters and round off sharp edges of cracks.
2. Check that all bolts and screws are tight and retighten if necessary.
3. **Recommendation:** apply paraffin wax to the upper end grain areas once a year, please refer to Order No. 0.90100, 1 litre.

Boat suspension

4. Check that bearings move smoothly in both directions and check for wear and tear. Replace if necessary.
Attention: The movements occurring during use of the equipment may cause premature wear on one side of the bearing bushings of the square block steel. This may result in damage to or breakage of the square block steel. These parts must be checked with great care by loosening the bolts; replace if necessary.
5. Check connection to wood; the tie joint must fit closely (see detailed diagram).
6. Check chain and connection to chain; The first chain link must be locked; check wear on contact surfaces between first and second chain link (see detailed diagram).

Mast chains

7. Chains must be taut, re-tension if necessary.
8. Check the upper attachment of the chains on the mast for wear.

Structural stability

9. Uncover the foundation once a year in order to check for rot or respectively the steel stand posts for corrosion.

Repair not carried out, it is still possible to play on equipment

Repair not carried out, equipment is taken out of action

All work carried out, everything is in order

Maintenance carried out by:

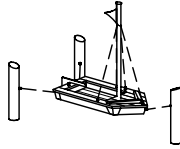
..... **Date**

Proof of maintenance

Special notes, e.g. for repairs

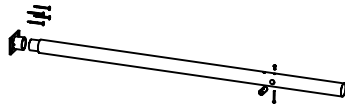
Spare parts**Sailing Boat**

**Order No. 6.03200 / 6.03201 /
6.03210 / 6.03211**



Please note that the safety standards of the equipment must not be affected. Therefore, when carrying out repairs it is helpful to **only use original parts**.

Order No.	Spare parts
99.01263	Mast with chain guide and mast support
99.01248	Mast with chain guide without mast support
0.92310	Joint
0.88190	Square block steel with 2 brass bushes
0.88160	Brass bush for square block steel



99.01248 Mast with chain guide without mast support



0.92310 Joint



0.88190 Square block steel with 2 brass bushes



0.88160 Brass bush for square block steel

