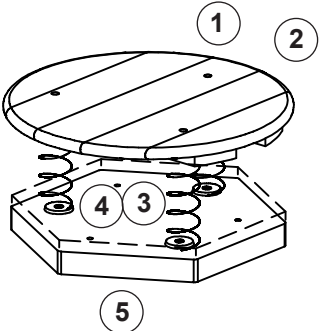
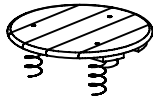
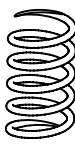







Instructions for wear checks of play equipment	The equipment must be checked for correct operation and safety, especially the points listed below:	Proof of maintenance	
<p><b>Playground</b> .....</p> <p><b>Date of installation</b> .....</p> <p>Checks depend on the type of equipment. Any equipment with moving parts must be checked at least twice a year, static equipment at least once a year.</p> <p>Intervals for maintenance work and checks generally depend on</p> <ul style="list-style-type: none"> <li>- location</li> <li>- kind of use</li> <li>- frequency of use</li> <li>- possible vandalism</li> </ul> <p><b>For more details see also "General instructions for maintenance of playgrounds".</b></p> <p><b>Jumping Disc</b> <b>Order No. 6.06000</b></p> 	<div style="border: 1px solid black; padding: 5px; margin-bottom: 10px;"><b>Wooden parts</b></div> <ol style="list-style-type: none"> <li>1. Check for rot and, if necessary, smooth out splinters and round off sharp edges of cracks. <input type="checkbox"/></li> <li>2. Recommendation: apply paraffin wax to the upper end grain areas once a year, please refer to order No. 0.90100, 1 litre. <input type="checkbox"/></li> </ol> <div style="border: 1px solid black; padding: 5px; margin-bottom: 10px;"><b>Compression springs</b></div> <ol style="list-style-type: none"> <li>3. Check that bolts and screws are tight and retighten if necessary. <input type="checkbox"/></li> <li>4. Check for wear and tear, replace if necessary. <input type="checkbox"/></li> </ol> <div style="border: 1px solid black; padding: 5px; margin-bottom: 10px;"><b>Structural stability</b></div> <ol style="list-style-type: none"> <li>5. In order to check the bottom attachment uncover the foundation once a year. <input type="checkbox"/></li> </ol>	Special notes, e.g. for repairs	
<p><b>For spare parts refer to back of page.</b></p>	<b>Repair not carried out, it is still possible to play on equipment</b>	<input type="checkbox"/>	
	<b>Repair not carried out, equipment is taken out of action</b>	<input type="checkbox"/>	
	<b>All work carried out, everything is in order</b>	<input type="checkbox"/>	
	<b>Maintenance carried out by:</b> ..... <b>Date</b> .....		

**Spare Parts**  
**Jumping Disc**  
**Order No. 6.06000**



Please note that the safety standards of the equipment must not be affected. Therefore, when carrying out repairs it is helpful to **only use original parts**.

Order No.	Spare part	
0.92450	compression spring	
		
0.92460	tensioning iron, top	
	 	
		
0.92470	tensioning iron, bottom	
	 	
0.60100	replacement disc	
	