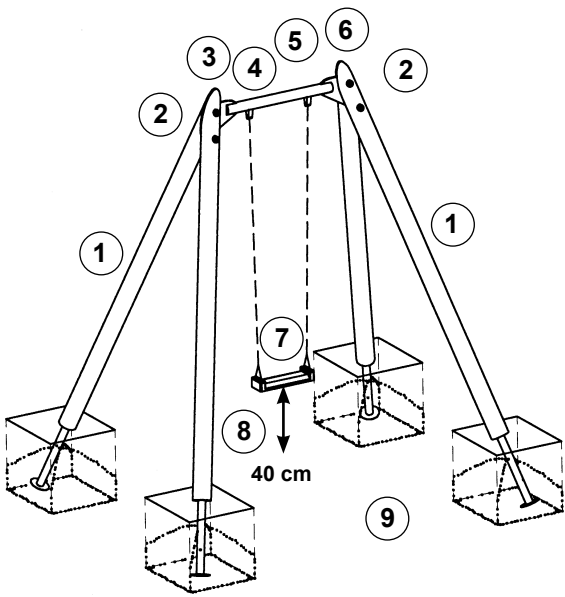
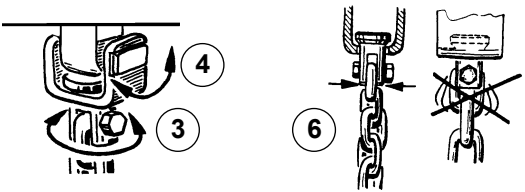
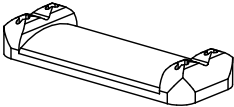

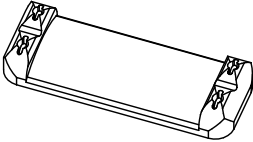

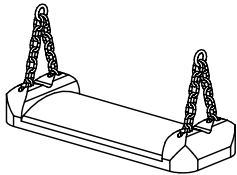
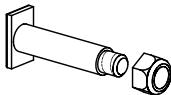

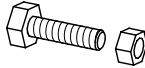
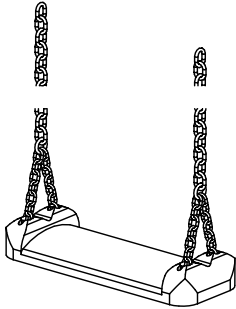


Instructions for wear checks of play equipment	The equipment must be checked for correct operation and safety, especially the points listed below:	Proof of maintenance	
<p><b>Playground</b> .....</p> <p><b>Date of installation</b> .....</p> <p>Checks depend on the type of equipment. Any equipment with moving parts must be checked at least twice a year, static equipment at least once a year.</p> <p>Intervals for maintenance work and checks generally depend on</p> <ul style="list-style-type: none"> <li>- location</li> <li>- kind of use</li> <li>- frequency of use</li> <li>- possible vandalism</li> </ul> <p><b>For more details see also "General instructions for maintenance of playgrounds".</b></p> <p><b>Multi-surface Swing special</b> <b>Order No. 6.12620/K6.12620</b></p>   <p><b>For spare parts refer to back of page.</b></p>	<div style="border: 1px solid black; padding: 5px; margin-bottom: 10px;"><b>Wooden parts</b></div> <ol style="list-style-type: none"> <li>1. Check for rot and, if necessary, smooth out splinters and round off sharp edges of cracks. <input type="checkbox"/></li> <li>2. Check that all bolts and screws are tight and retighten if necessary; grind/cut off protruding bolt ends, regalanise with zinc spray. <input type="checkbox"/></li> </ol> <div style="border: 1px solid black; padding: 5px; margin-bottom: 10px;"><b>Swing suspension</b></div> <ol style="list-style-type: none"> <li>3. Make sure that the joints move smoothly. <input type="checkbox"/></li> <li>4. Make sure that the swivels move smoothly, apply grease if required. <input type="checkbox"/></li> <li>5. Check welds of metal cross beam for cracks. <input type="checkbox"/></li> <li>6. Check chain and connection to chain; the first chain link must be locked firmly in the swivel; check wear on contact surfaces between first and second chain link. <input type="checkbox"/></li> </ol> <div style="border: 1px solid black; padding: 5px; margin-bottom: 10px;"><b>Swing seat</b></div> <ol style="list-style-type: none"> <li>7. Replace if metal parts are exposed. <input type="checkbox"/></li> <li>8. Check the seat for a ground clearance of 40 cm. <input type="checkbox"/></li> </ol> <div style="border: 1px solid black; padding: 5px; margin-bottom: 10px;"><b>Structural stability</b></div> <ol style="list-style-type: none"> <li>9. In order to check the steel feet for corrosion, uncover the foundations once a year. <input type="checkbox"/></li> </ol> <div style="border: 1px solid black; padding: 5px; margin-bottom: 10px;"> <b>Repair not carried out, it is still possible to play on equipment</b> <input type="checkbox"/> </div> <div style="border: 1px solid black; padding: 5px; margin-bottom: 10px;"> <b>Repair not carried out, equipment is taken out of action</b> <input type="checkbox"/> </div> <div style="border: 1px solid black; padding: 5px; margin-bottom: 10px;"> <b>All work carried out, everything is in order</b> <input type="checkbox"/> </div> <p><b>Maintenance carried out by:</b> .....</p> <p><b>Date</b> .....</p>	Special notes, e.g. for repairs	

**Spare Parts**  
**Multi-surface**  
**Swing special**  
**Order No. 6.12620/K6.12620**



Please note that the safety standards of the equipment must not be affected. Therefore, when carrying out repairs it is helpful to **only use original parts**.

Order No. Spare part	Order No. Spare part
<p><b>0.93000</b> rubber swing seat</p> 	<p><b>0.93090</b> U-shackle with swivel</p> 
<p><b>0.93010</b> rubber swing seat with 4 eyebolts</p> 	<p><b>0.88150</b> brass bush for swing joint</p> 
<p><b>0.93020</b> rubber swing seat with 2 V-chains</p> 	<p><b>0.20010</b> stainless steel machine bolt M8x55 with locking nut</p> 
<p><b>0.93021</b> V-chain</p> 	<p><b>0.20020</b> stainless steel machine bolt M8x28 with locking nut</p> 
<p><b>0.93110</b> rubber swing seat with chains</p> 	
<p><b>0.93102</b> chains (pair) 6 mm length 1.85 m</p> 