

Instructions for wear checks of play equipment

The equipment must be checked for correct operation and safety, especially the points listed below:

Proof of maintenance

Playground.....

Date of installation

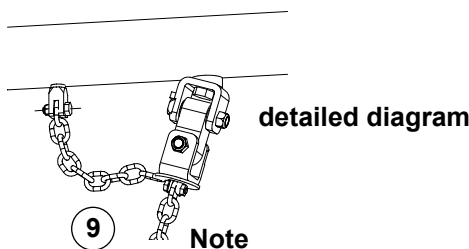
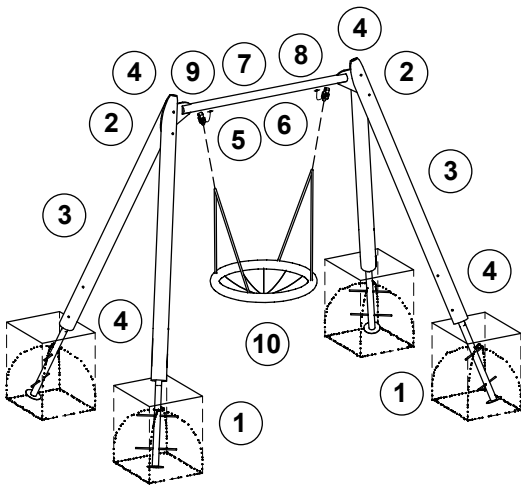
Checks depend on the type of equipment. Any equipment with moving parts must be checked at least twice a year, static equipment at least once a year.

Intervals for maintenance work and checks generally depend on

- the location
- the usage
- the frequency of use
- possible vandalism

For more details see also "General instructions for maintenance of playgrounds".

Swallow's Cradle Nest special Order No. 6.14720/K6.14720



Note
The first chain link must be firmly locked.

Structural stability

1. Uncover the foundations once a year in order to check the structural stability as follows:
 - steel for corrosion
 - anchoring to the ground for stability
 - condition of concrete foundations
2. Check that all screws and bolts as well as all wood joints are tight, retighten if necessary. Shorten any protruding threads and re-galvanise with galvanizing spray.

Wooden parts

3. Check for rot and, if necessary, smooth out splinters and round off sharp edges and cracks.
4. Recommendation: apply paraffin wax to the end grain areas once a year, especially near the ground; please refer to order No. 0.90100, 1 litre.

Metal/fittings

5. Check drop-forged joint yoke – the opening must be parallel to the metal cross beam.
6. Check that joints can move smoothly in both directions.
7. Also make sure that the swivels move smoothly, apply small amount of grease if required.
8. Check welding seams on the metal cross bar for cracks.
9. Check chain and connection to chain; the first chain link must be locked; check wear on contact surfaces between first and second chain link, **see detailed diagram**.

Swallow nest

10. Check for damage and for wear and tear, replace if necessary.

Repair not carried out, it is still possible to play on equipment

Repair not carried out, equipment is taken out of action

All work carried out, everything is in order

Maintenance carried out by:

..... **Date**








For spare parts refer to back of page.

Special notes, e.g. for repairs

Spare parts
Swallow's Cradle Nest
special
Order No. 6.14720



Please note that the safety standards of the equipment must not be affected. Therefore, when carrying out repairs it is helpful to **only use original parts**.

Order No. Spare part	Order No. Spare part
<p>0.86200 swallow's nest for replacement without joints</p> 	<p>0.20012 stainless steel machine screws reinforced, with locking nut</p> 
<p>0.86102 Pair of ropes with chains for stork nest</p> 	<p>0.88193 square block steel, reinforced with 2 brass bushes</p> 
<p>0.87040 Safety chain without chain fork</p> 	<p>0.88140 brass bush</p> 
<p>0.90207 Repair-sleeve for stork-/ swallow nest</p> 	
<p>0.93095 U-shackle with swivel</p>	
<div style="border: 1px solid black; padding: 5px; margin-top: 10px;"> <p>Note This list includes only the spare parts ordered most frequently. Other spare parts on request.</p> </div>	