

Instructions for wear checks of play equipment

The equipment must be checked for correct operation and safety, especially the points listed below:

Proof of maintenance

Playground.....

Date of installation

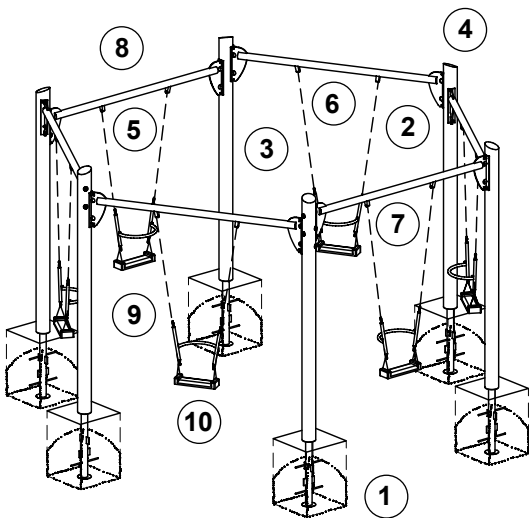
Checks depend on the type of equipment. Any equipment with moving parts must be checked at least twice a year, static equipment at least once a year.

Intervals for maintenance work and checks generally depend on

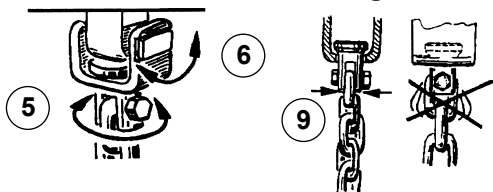
- location
- usage
- frequency of use
- possible vandalism

For more details see also "General instructions for maintenance of playgrounds".

Hexagonal Swing special Order No. 6.17020



detailed diagram



Note

The first chain link must be locked firmly in the swivel.

Structural stability

1. Uncover the foundations once a year in order to check the structural stability as follows:
 - steel for corrosion
 - anchoring to the ground for stability
 - condition of concrete foundations
2. Check all bolts and screws are tight and retighten if necessary. Re-galvanise protruding threads using galvanising spray, if necessary.

Wooden parts

3. Check for rot and, if necessary, smooth out splinters and round off sharp edges and cracks.
4. Recommendation: apply paraffin wax to the end grain areas once a year, especially near the ground; please refer to order No. 0.90100, 1 litre.

Metal/ fittings

5. Check that joints can move smoothly in both directions (see detailed diagram).
6. Make sure that the swivels move smoothly, apply small amount of grease if required, see detailed diagram.
7. Check drop-forged joint yoke – the opening must be parallel to the metal cross beam, the tie joint must fit closely.
8. Check welding seams on the metal cross bar for cracks.
9. Check the chains and connections to the chains; the first chain link must be locked; check wear on contact surfaces between first and second chain link, see detailed diagram.
10. Check safety bar for damage.

Repair not carried out, it is still possible to play on equipment

Repair not carried out, equipment is taken out of action

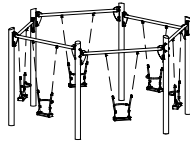
All work carried out, everything is in order

Maintenance carried out by:




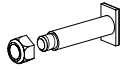



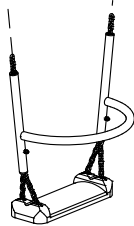
..... Date

Special notes, e.g. for repairs

Spare parts
Hexagonal Swing
special
Order No. 6.17020



Please note that the safety standards of the equipment must not be affected. Therefore, when carrying out repairs it is helpful to **only use original parts.**

Order No. Spare part	Order No. Spare part
<p>0.88160 brass bush for square block steel</p> 	<p>0.93090 U-shackle with swivel</p> 
<p>0.88190 square block steel with 2 brass bushes without bolts</p> 	<p>0.20010 stainless steel bolt M8 x 55</p>  <p>0.20020 stainless steel bolt M8 x 28 with locking nut</p> 
<p>0.93150 universal joint</p> 	<p>99.01434 stand post in larch w/o illustr. prepared for steel foot until 12/2022</p>
<p>0.93160 pair of chains, 6 mm length 1.97 m until 04/2020</p>	<p>99.01435 stand post in larch w/o illustr. without drill holes, with steel foot until 12/2022</p>
<p>0.93170 pair of chains, 6 mm length 1.83 m until 04/2020</p> 	<p>0.93195 swing seat with safety bar and chains length 1.83 m until 12/2022</p> <p>0.93205 swing seat with safety bar and chains length 1.97 m until 12/2022</p> 
	<p>Note This list includes only the spare parts ordered most frequently. Other spare parts on request.</p>