

### Play value

The wooden beams „lying around accidentally“, belong to a sophisticated play construction which is not recognised at first glance. It is possible to rock on the wooden beams, to bounce up and down and to balance along them. This is a challenge for body control and co-ordination. When force and pressure are applied at one point of the system, the other beams move unexpectedly, as in the case of playing jackstraws. This effect is even more fun when several persons participate.



Photo © Jenny Halse



Photo © Jenny Halse

### Fundamental characteristics

- Unique and original
- High-quality shock absorbing construction
- Incentive for playing: long beams invite for balancing
- Movement: balancing, bouncing up and down, see-sawing, sitting

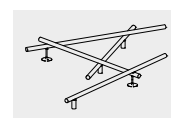
### Recommended for

- School children
- Young people
- Supervised play areas, such as kindergartens, schools, after-school programmes or similar
- Public play areas without supervision, such as playgrounds, parks or similar

### Planning information

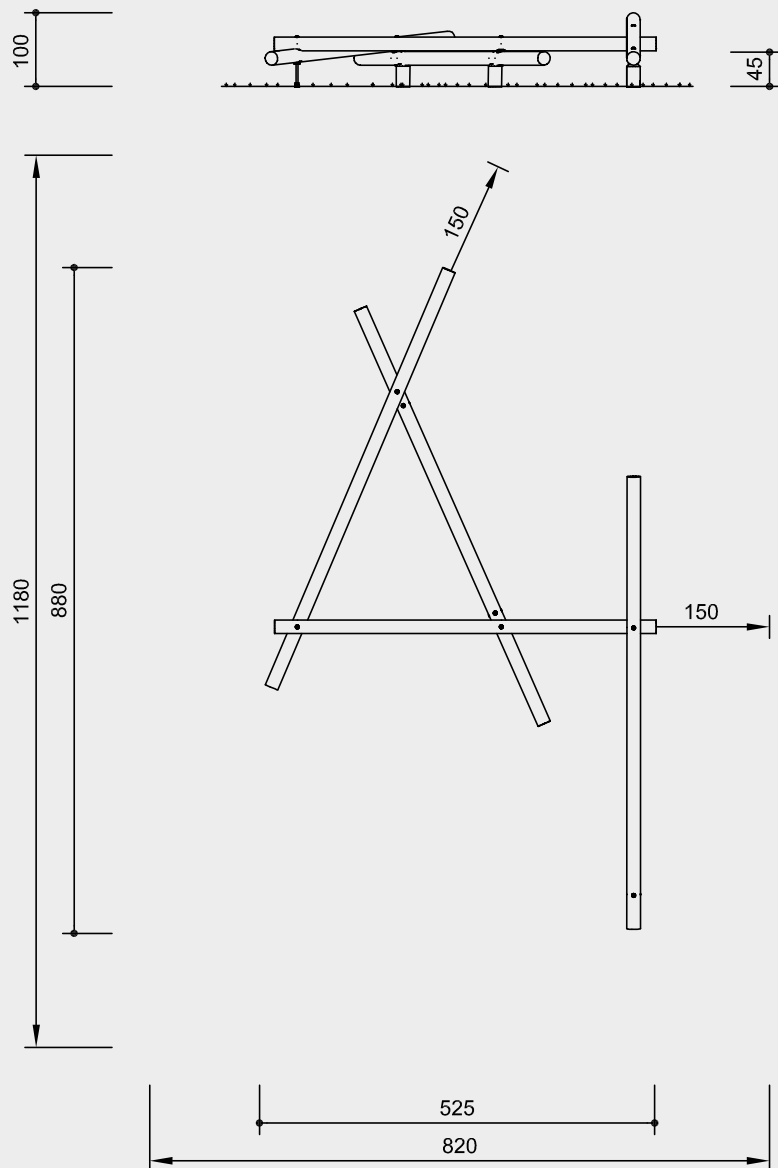
To prevent the underground parts of the mechanism from being damaged, we strongly advise against installing the equipment in sand.

### Jackstraws See-saw



6.50600

**Order No. 6.50600**  
**Jackstraws See-saw**

Safety distance →  
Device dimensions ●  
Functional distance —


Safety check according to DIN EN 1176

**Components**

- 4 Balancing beams
- 3 Support posts made of robinia
- 2 Shock absorbers on pre-fabricated foundation made of reinforced concrete C35/45

**Installation information**

Surfacing requirements  
corresponding to a fall height of  $\leq 1.00$  m  
(for more detailed information see price list)

Foundations  
3 items 60 x 60 x 40 cm  
Excavation depth 60 cm  
2 pre-fabricated concrete foundations  
Excavation 100 x 100 x 60 cm

**Attention:**  
**Exact measurements may vary;**  
**for all installation dimensions refer**  
**to current assembly instructions.**  
Technical changes reserved.

**Technical information**

Equipment made of non-impregnated  
mountain larch / robinia

**Peeled white**

Palisades peeled white means that bark, cambium and sapwood are removed, the natural shape of the trunk is preserved and can be experienced


**Profiled washer**

Profiled washer for covering protruding screw heads according to standard, improved pressure distribution and protection against water. Impedes loosening the bolt


**Adjustable**

Adjustable two-piece bolt connection, easy to maintain, no projecting threads


**Interlocking**

Interlocking connection, with milled metal rings or serrated disc dowels, to reinforce the bolt connection under high loads transverse to the grain direction of the wood


**End grain connector**

End grain connector as special fitting for the adjustable connection of horizontal and vertical timber


**Relief cut**

Targeted relief cut as an effective measure against cracks caused by drying. The cut defines the position of the stress equalization in the trunk and minimises natural cracking


**For more detailed explanation of the quality characteristics see price list.**

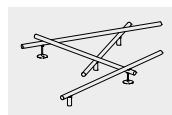
Moveable beams connected by rubber buffers

Impact of see-sawing absorbed by shock absorbers on pre-fabricated foundation made of reinforced concrete C35/45

**Dimensions**

(small deviations possible)

Height	1.00 m
Length of	
3 beams	6.00 m
1 beam	5.05 m
Weight	550 kg



6.50600