

Play value

Climbing Structures made from hand-processed irregular round logs, can be integrated into a strongly nature-oriented environment due to their formal expressive character. Many children can play within a small space; Climbing Structures can even absorb the arrival of a large number of children who wish to play on it and incorporate all of them within a flowing play rhythm. Climbing Structures do not only allow for climbing, experiencing height, and for having a sensual experience with hands and feet, but they can also be used as a nice seat for relaxing and observing.



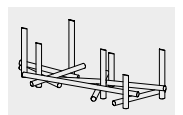
Fundamental characteristics

- Natural, strong posts
- No pre-determined play procedures, individual mastering
- Incentive for playing: strong, challenging structure
- Movement: climbing, balancing, doing exercise

Recommended for

- Kindergarten children
- School children
- Supervised play areas, such as kindergartens, schools, after-school programmes or similar
- Public play areas without supervision, such as playgrounds, parks or similar

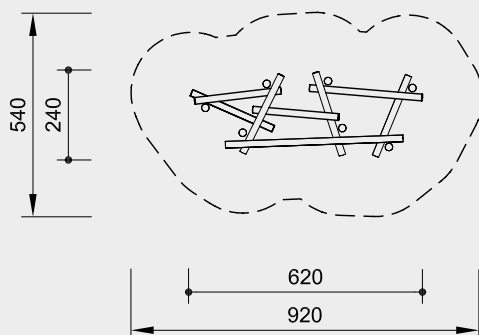
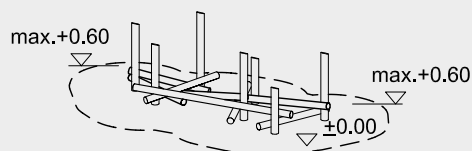
Climbing Structure 20



6.51020 / L6.51020

Order No. 6.51020 / L6.51020
Climbing Structure 20

Height details in meters



Scale 1:200

Safety check according to DIN EN 1176 and "safety in another way"

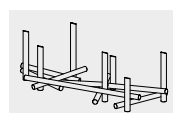
Components

- 7 Stand posts
- 8 Connecting tie beams
- Fittings

Dimensions

(small deviations possible)

Length 6.20 m
 Width 2.40 m



6.51020 / L6.51020

Installation information

Surfacing requirements corresponding to a fall height of ≤ 0.60 m (please refer to price list for more detailed information)

Foundations
 7 items 80 x 80 x 60 cm
 Excavation depth 80 cm

Note

The climbing structure is an individual construction which is only partly pre-assembled in our workshop. Therefore, the installation needs to be carried out by an installation company authorised by us. Technical changes reserved. Equipment also available for environmental friendly foundations (Order No. G6.51020).

Technical information

Posts made of robinia, Ø 15 - 21 cm

Peeled white

Palisades peeled white means that bark, cambium and sapwood are removed, the natural shape of the trunk is preserved and can be experienced



Bevel cut

Vertical stand posts with bevelled end grain section as constructive wood preservation measure



Profiled washer

Profiled washer for covering protruding screw heads according to standard, improved pressure distribution and protection against water. Impedes loosening the bolt



Adjustable

Adjustable two-piece bolt connection, easy to maintain, no projecting threads



Distance fitting

Screw connection with distance fitting to avoid entrapment areas



Order No. L6.51020

As above, but de-barked posts made of non-impregnated mountain larch with steel feet, Ø 15 - 21 cm, splinter free

Ground anchor

All parts used for anchoring to the ground are made of hot-dip galvanised steel or stainless steel



Relief cut

Targeted relief cut as an effective measure against cracks caused by drying. The cut defines the position of the stress equalization in the trunk and minimises natural cracking



For more detailed explanation of the quality characteristics see price list.