

**Play value**

A three-part see-saw plate is mounted on joints in a protective frame. The see-saw motion is generated by rolling to and fro or through corresponding body movement while walking. Mutual action, the stimulation of playing together and having to cooperate are the valuable elements of this equipment. Here, wheelchair users and the able-bodied, big people and little ones, heavy and light as well as old and young can all play together. Playing on it gives the impression of physically moving a part of the path or ground.



Photo © Claudia Dreyse

**Fundamental characteristics**

- Sturdy construction, no foundation required
- Incentive for playing: handrails, curiosity
- Movement: see-sawing, moving one's centre of gravity, balancing

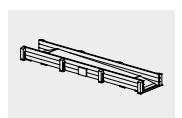
**Recommended for**

- Kindergarten children
- School children
- Young people
- Adults
- Supervised play areas such as kindergartens, schools, after-school programmes or similar
- Public play areas without supervision, such as playgrounds, parks or similar

**Barrier-free**

- Special exercise experience

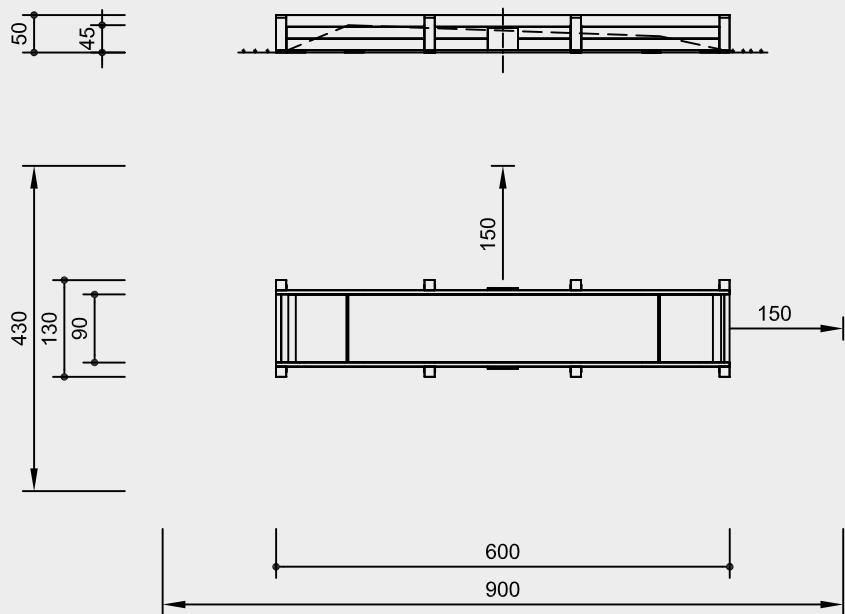
**Wheelchair See-saw**



6.75010

**Order No. 6.75010**  
**Wheelchair See-saw**

Safety distance →  
 Device dimensions ●  
 Functional distance —



Scale 1:100

Safety check according to DIN EN 1176

**Components**

- 1 Complete piece of equipment with integrated see-saw area and 2 ramps

**Installation information**

Surfacing requirements corresponding to a fall height of  $\leq 0.60$  m (please refer to price list for more detailed information)

Foundations  
 None – only level ground required

**Attention:**  
**Exact measurements may vary;**  
**for all installation dimensions refer to current assembly instructions.**  
 Technical changes reserved.

**Technical information**

Equipment made of non-impregnated mountain larch

**Core-free**

Sawn-timbers core-free, thus decreasing occurrences of cracking and undesired changes in shape



**Sintered bush**

For all reciprocating movements we use sintered plain bearings which are self-lubricating in use and can easily be exchanged if necessary



**For more detailed explanation of the quality characteristics see price list.**

Handrails lowered

Side parts of square timber, edges of handrails rounded off

See-saw plate of waterproof plywood 27 mm, with anti-slip coating; screwed onto a stable steel frame

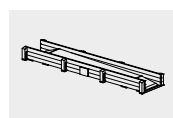
Maintenance-free pivot bearings

Ramp lips glide on plastic bearings, connected by solid strap hinges

**Dimensions**

(small deviations possible)

Height	0.50 m
Length	6.00 m
External width	1.30 m
Internal width	0.90 m
Weight	660 kg



6.75010