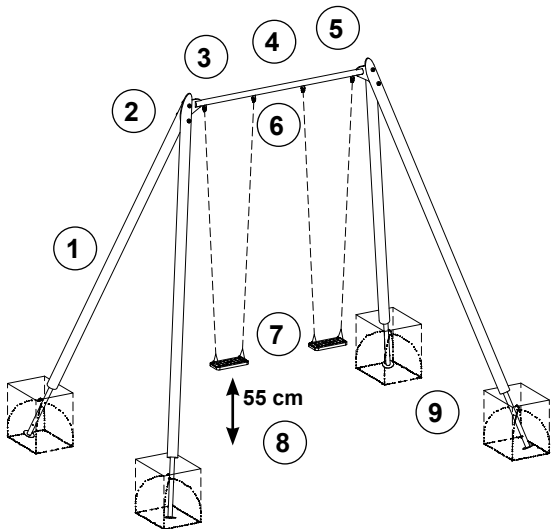


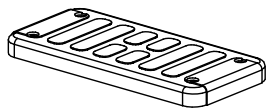
Instructions for wear checks of play equipment	The equipment must be checked for correct operation and safety, especially the points listed below:	Proof of maintenance
<p><b>Playground</b>.....</p> <p><b>Date of installation</b> .....</p> <p>Checks depend on the type of equipment. Any equipment with moving parts must be checked at least twice a year, static equipment at least once a year.</p> <p>Intervals for maintenance work and checks generally depend on</p> <ul style="list-style-type: none"> <li>- location</li> <li>- usage</li> <li>- frequency of use</li> <li>- possible vandalism</li> </ul> <p><b>For more details see also our general instructions for maintenance of playgrounds!</b></p> <p><b>Extra High Twin Swing special</b> <b>Order No. 7.14020 / K7.14020</b></p>  <p>For spare parts refer to next page.</p>	<p><b>Wooden parts</b></p> <ol style="list-style-type: none"> <li>1. Check for rot and, if necessary, smooth out splinters and round off sharp edges of cracks. <input type="checkbox"/></li> <li>2. Check that all wood connections are tight and retighten if necessary. Shorten protruding threads if any and re-galvanise using galvanising spray. <input type="checkbox"/></li> </ol> <p><b>Swing suspension</b></p> <ol style="list-style-type: none"> <li>3. Make sure that the joints move smoothly. <input type="checkbox"/></li> <li>4. Make sure that the swivels move smoothly, apply grease if required. <input type="checkbox"/></li> <li>5. Check welds of metal cross beam for cracks. <input type="checkbox"/></li> <li>6. Check chain and connection to chain, the first chain link must be locked; check wear on contact surfaces between first and second chain link. <input type="checkbox"/></li> </ol> <p><b>Swing seats</b></p> <ol style="list-style-type: none"> <li>7. Replace if metal parts are exposed. <input type="checkbox"/></li> <li>8. Check the swing seats for a ground clearance of 55 cm. <input type="checkbox"/></li> </ol> <p><b>Structural stability</b></p> <ol style="list-style-type: none"> <li>9. In order to check steel feet for corrosion, uncover the foundations once a year. <input type="checkbox"/></li> </ol> <p><b>Repair not carried out, it is still possible to play on equipment</b> <input type="checkbox"/></p> <p><b>Repair not carried out, equipment is taken out of action</b> <input type="checkbox"/></p> <p><b>All work carried out, everything is in order</b> <input type="checkbox"/></p> <p><b>Maintenance carried out by:</b> ..... <b>Date</b> .....</p>	<p><b>Special notes, e.g. for repairs</b></p>

**Spare parts**  
**Extra High Twin Swing special**  
**Order No. 7.14020 / K7.14020**


Please note that the safety standards of the equipment must not be affected. Therefore, when carrying out repairs it is helpful to **only use original parts**.

**Order No.    Spare parts**

**0.93050      Rubber swing seat  
for adults**



**0.93060      Rubber swing seat with chains  
for adults**



**0.87100      Pair of chains, 6 mm  
length 3.80 m**

