



### Play value

Our Elephant with Trunk Slide can be seen from a long way away. The large animal is an impressive example of play space design. Small and big children immediately recognise the elephant and want to explore the life within. A large play area is situated in the body, which invites them to hide away and engage in role-playing games. The slide in the trunk allows a quick getaway to the ground.

### Fundamental characteristics

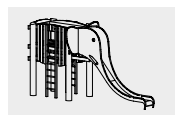
- Impressive design statement
- Very special appeal
- Eye-catcher of a play area
- Attractive meeting point
- Large play area underneath the platform
- Incentive for playing: curiosity, role-playing games, experiencing height, hiding
- Movement: climbing up and around, observing, sliding

### Recommended for

- School children
- Young people
- Public play areas without supervision, such as playgrounds, parks or similar
- Leisure parks

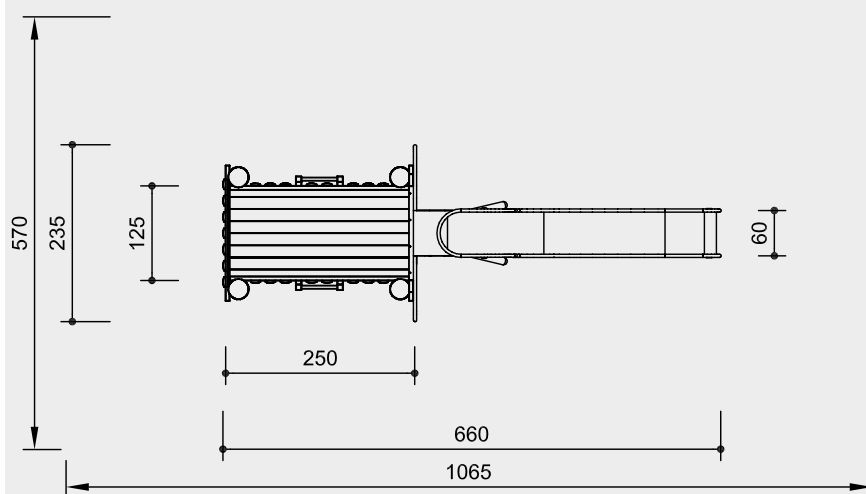
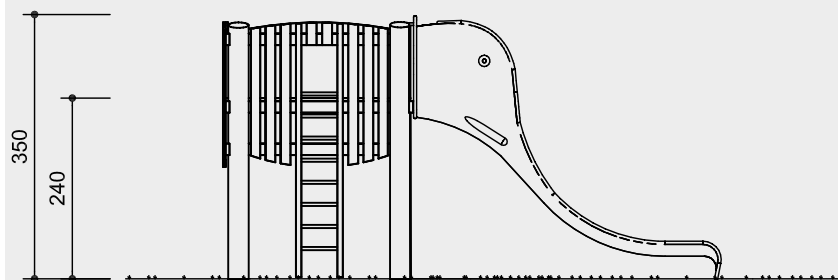


Elephant with Trunk Slide



**Order No. 8.99210**  
**Elephant with Trunk Slide**

Safety distance →  
Device dimensions —●—  
Functional distance —|—



Scale 1:100

Safety check according to DIN EN 1176

**Components**

- 1 Platform with 2 ladders and 4 steel feet
- 1 Trunk slide

**Installation information**

Surfacing requirements corresponding to a fall height of  $\leq 3.00$  m (please refer to price list for more detailed information)

**Foundations**

**Elephant**

4 items 80 x 80 x 60 cm  
Excavation depth 80 cm

**Trunk Slide**

1 item 90 x 30 x 30 cm  
Excavation depth 70 cm

**Attention:**

**Exact measurements may vary; for all installation dimensions refer to current assembly instructions.**

Technical changes reserved.

**Technical information**

Equipment made of non-impregnated mountain larch

**Peeled white**

Palisades peeled white means that bark, cambium and sapwood are removed, the natural shape of the trunk is preserved and can be experienced



**Bevel cut**

Vertical stand posts with bevelled end grain section as constructive wood preservation measure



**Core-free**

Sawn-timbers core-free, thus decreasing occurrences of cracking and undesired changes in shape



**Claddings**

Claddings made of mountain larch (4 – 5 cm). Peeled white by hand, natural tree surface remains tangible and perceptible



**Tongue and groove**

Tongue and groove planks made of 4 cm solid wood, highly resilient, no trickling of dust / sand, protection against direct rain



**Hardwood rungs**

Climbing rungs made of hardwood (ash) Ø 4.2 cm, milled and mortised, secured against twisting, easy to grip and not cold for children to touch



**Ground anchor**

All parts used for anchoring to the ground are made of hot-dip galvanised steel or stainless steel



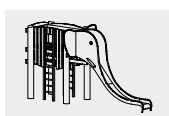
**For more detailed explanation of the quality characteristics see price list.**

Trunk slide made of stainless steel, side of the slide glass bead blasted

**Dimensions**

(small deviations possible)

Height	3.50 m
Height of platform	2.40 m
Floor size	2.50 x 1.25 m
Length	6.60 m
Width	2.35 m



8.99210