

# Instructions for wear checks of play equipment

**Playground**.....

**Date of installation** .....

Checks depend on the type of equipment.  
Any equipment with moving parts must be checked at least twice a year, static equipment at least once a year.

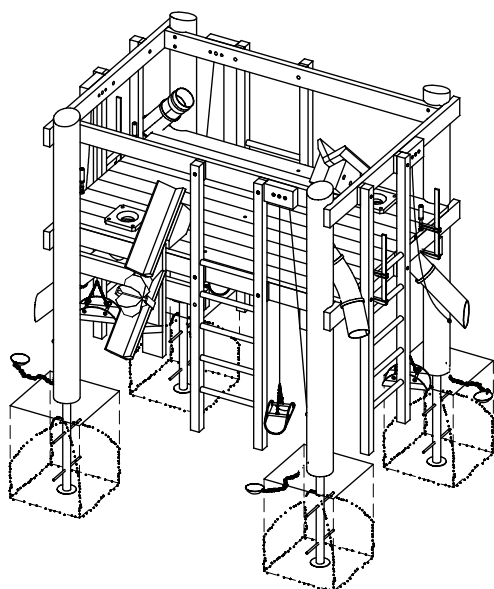
Intervals for maintenance work and checks generally depend on

- location
- usage
- frequency of use
- possible vandalism

**For more details see also our general instructions for maintenance of playgrounds!**

**Building Site**  
**Order No. L5.01010**

Version with square timber  
**Order No. K5.01000**



The equipment must be checked for correct operation and safety, especially the points listed below:

## Structural stability

In order to check steel feet for corrosion, uncover the foundations once a year.

## Single equipment

Please pay attention to the **separate maintenance notes** of the following single equipment:

|                                 |                            |
|---------------------------------|----------------------------|
|                                 | <b>Order No.</b>           |
| Platform, h = 1.50 m            | <b>L3.26300 / K3.26300</b> |
| Ladder attachment to long side  | <b>3.67370</b>             |
| Ladder attachment to short side | <b>3.67360</b>             |
| Curved sand chute               | <b>5.97090</b>             |
| Bottom sand chute               | <b>5.97060</b>             |
| Sand Tray                       | <b>5.97070</b>             |
| Sand Wheel                      | <b>5.97130</b>             |
| Sand Hoist with Shovel          | <b>5.97000</b>             |

**Note: Please check that all documents are included!**

Proof of maintenance

☐
☐
☐
☐
☐
☐
☐
☐
☐

Special notes, e.g. for repairs

Repair not carried out,  
it is still possible to play on equipment

☐

Repair not carried out,  
equipment is taken out of action

☐

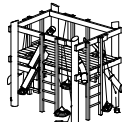
All work carried out,  
everything is in order

☐

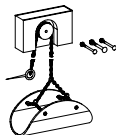

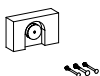





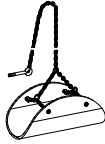




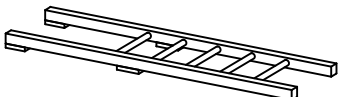
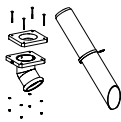
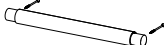




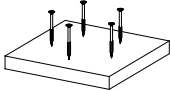
Maintenance carried out by:

..... Date .....

**Spare parts**  
**Building Site**  
**Order No. L5.01010/K5.01000**



Please note that the safety standards of the equipment must not be affected. Therefore, when carrying out repairs it is helpful to **only use original parts**.

| Order No. | Spare parts  | Order No. | Spare parts   |
|-----------|--|-----------|---|
| 0.97000   | Sand Hoist, complete<br>                  | 0.97090   | Bent Sand Pipe<br>                          |
| 0.97010   | Turn round roll with protection block<br> | 0.97070   | Sand Chute<br>                              |
| 0.97020   | Replacement Chain, complete<br>           | 99.00420  | Block for Sand Chute<br>                    |
| 0.97030   | Tyre Segment<br>                         | 99.00320  | Upper Part for Sand Chute<br>               |
| 0.97032   | Tyre Segment complete with Chain<br>    | 99.00330  | Lower Part for Sand Chute<br>             |
| 0.97140   | Tyre Segment without Chains<br>         | 0.97130   | Sand Wheel<br>                            |
| 0.97050   | Shovel with Chain<br>                   | 0.97082   | Ladder, 5 rungs<br>                       |
| 0.97060   | Lower Sand Pipe<br>                     | 0.98300   | Single rung<br>                           |
| 0.97100   | Mounting Plate, top, incl. bolts<br>    | 0.30100   | Timber for Handrail for Short Side<br>    |
| 0.97110   | Mounting Plate, bottom incl. bolts<br>  | 0.30110   | Timber for Handrail for Long Side<br>     |
|           |  | 0.97105   | Plate f. Refurnishment of Stand Posts<br> |