

Instructions for wear checks of play equipment

Playground.....

Date of installation

Checks depend on the type of equipment.
Any equipment with moving parts must be checked at least twice a year, static equipment at least once a year.

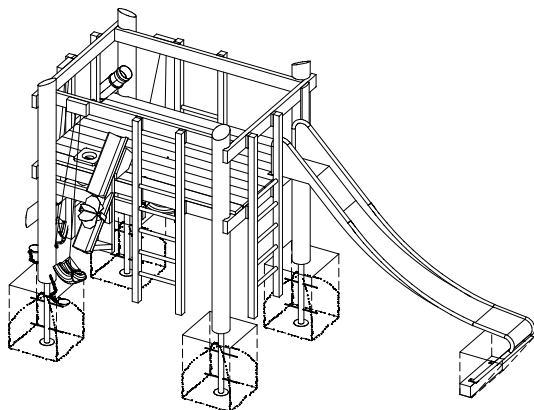
Intervals for maintenance work and checks generally depend on

- location
- usage
- frequency of use
- possible vandalism

For more details see also our general instructions for maintenance of playgrounds!

Building Site 014
Order No. L5.01410

Version with square timber
Order No. K5.01400



The equipment must be checked for correct operation and safety, especially the points listed below:

Structural stability

In order to check steel feet for corrosion, uncover the foundations once a year.

Single equipment

Please pay attention to the **separate maintenance notes** of the following single equipment:

Platform, h = 1.50 m	Order No. L3.26300 / K3.26300	<input type="checkbox"/>
Ladder attachment to long side	3.67370	<input type="checkbox"/>
Ladder attachment to short side	3.67360	<input type="checkbox"/>
Curved sand chute	5.97090	<input type="checkbox"/>
Bottom sand chute	5.97060	<input type="checkbox"/>
Sand Tray	5.97070	<input type="checkbox"/>
Sand Wheel	5.97130	<input type="checkbox"/>
Sand Hoist with Shovel	5.97000	<input type="checkbox"/>
Slide	3.63020	<input type="checkbox"/>

Note: Please check that all documents are included!

Proof of maintenance

Special notes, e.g. for repairs

Repair not carried out,
it is still possible to play on equipment

☐

Repair not carried out,
equipment is taken out of action

☐

All work carried out,
everything is in order

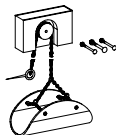

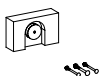





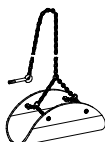




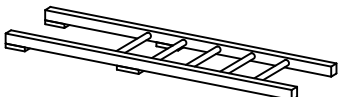
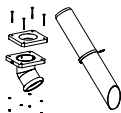
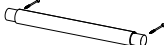




☐

Maintenance carried out by:

..... Date

Spare parts**Building Site 014****Order No. L5.01410/K5.01400**

Please note that the safety standards of the equipment must not be affected. Therefore, when carrying out repairs it is helpful to **only use original parts**.

Order No.	Spare parts	Order No.	Spare parts
0.97000	Sand Hoist, complete 	0.97090	Bent Sand Pipe 
0.97010	Turn round roll with protection block 	0.97070	Sand Chute 
0.97020	Replacement Chain, complete 	99.00420	Block for Sand Chute 
0.97030	Tyre Segment 	99.00320	Upper Part for Sand Chute 
0.97032	Tyre Segment complete with Chain 	99.00330	Lower Part for Sand Chute 
0.97140	Tyre Segment without Chains 	0.97130	Sand Wheel 
0.97050	Shovel with Chain 	0.97082	Ladder, 5 rungs 
0.97060	Lower Sand Pipe 	0.98300	Single rung 
0.97100	Mounting Plate, top, incl. bolts 	0.30100	Timber for Handrail for Short Side 
0.97110	Mounting Plate, bottom incl. bolts 	0.30110	Timber for Handrail for Long Side 
		0.97105	Plate f. Refurnishment of Stand Posts 