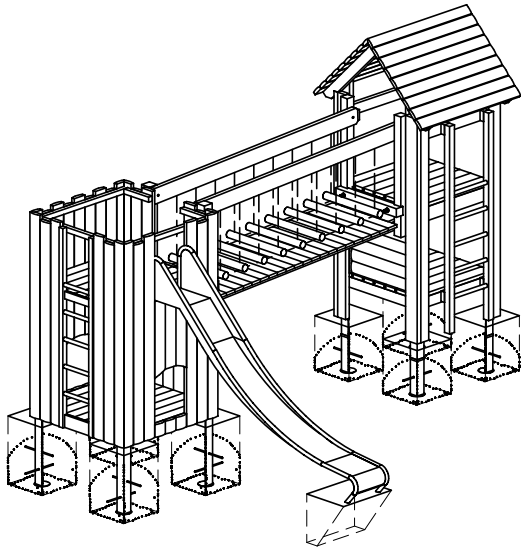


Instructions for wear checks of play equipment	The equipment must be checked for correct operation and safety, especially the points listed below:	Proof of maintenance																			
<p>Playground.....</p> <p>Date of installation</p> <p>Checks depend on the type of equipment. Any equipment with moving parts must be checked at least twice a year, static equipment at least once a year.</p> <p>Intervals for maintenance work and checks generally depend on</p> <ul style="list-style-type: none"> - location - usage - frequency of use - possible vandalism <p>For more details see also our general instructions for maintenance of playgrounds!</p> <p>Tower Combination 18 Order No. L2.18000</p> 	<div style="border: 1px solid black; padding: 5px; margin-bottom: 10px;">Structural stability</div> <p>In order to check for rot at wooden parts and steel feet for corrosion, uncover the foundations once a year.</p> <div style="border: 1px solid black; padding: 5px; margin-bottom: 10px;">Single equipment</div> <p>Please pay attention to the separate maintenance notes of the following single equipment:</p> <table border="0" style="width: 100%;"> <tr> <td style="width: 60%;">Platform Hut</td> <td style="text-align: right;">Order No. 3.13300</td> <td style="width: 10%; text-align: center;"><input type="checkbox"/></td> <td rowspan="6" style="width: 20%; text-align: center; vertical-align: middle;">Special notes, e.g. for repairs</td> </tr> <tr> <td>Support Frame for Chain Path for Platform Hut</td> <td style="text-align: right;">3.66290</td> <td style="text-align: center;"><input type="checkbox"/></td> </tr> <tr> <td>Walkway for Chain Path</td> <td style="text-align: right;">3.66260</td> <td style="text-align: center;"><input type="checkbox"/></td> </tr> <tr> <td>Square Tower, h=1.50m</td> <td style="text-align: right;">L3.20500</td> <td style="text-align: center;"><input type="checkbox"/></td> </tr> <tr> <td>Support Frame for Chain Path for Tower</td> <td style="text-align: right;">3.66240</td> <td style="text-align: center;"><input type="checkbox"/></td> </tr> <tr> <td>Stainless Steel Slide</td> <td style="text-align: right;">3.63020</td> <td style="text-align: center;"><input type="checkbox"/></td> </tr> </table> <p>Note: Please check that all documents are included!</p>	Platform Hut	Order No. 3.13300	<input type="checkbox"/>	Special notes, e.g. for repairs	Support Frame for Chain Path for Platform Hut	3.66290	<input type="checkbox"/>	Walkway for Chain Path	3.66260	<input type="checkbox"/>	Square Tower, h=1.50m	L3.20500	<input type="checkbox"/>	Support Frame for Chain Path for Tower	3.66240	<input type="checkbox"/>	Stainless Steel Slide	3.63020	<input type="checkbox"/>	
Platform Hut	Order No. 3.13300	<input type="checkbox"/>	Special notes, e.g. for repairs																		
Support Frame for Chain Path for Platform Hut	3.66290	<input type="checkbox"/>																			
Walkway for Chain Path	3.66260	<input type="checkbox"/>																			
Square Tower, h=1.50m	L3.20500	<input type="checkbox"/>																			
Support Frame for Chain Path for Tower	3.66240	<input type="checkbox"/>																			
Stainless Steel Slide	3.63020	<input type="checkbox"/>																			
<p>For spare parts refer to back of page.</p>	<p>Repair not carried out, it is still possible to play on equipment</p> <p style="text-align: right;"><input type="checkbox"/></p>																				
	<p>Repair not carried out, equipment is taken out of action</p> <p style="text-align: right;"><input type="checkbox"/></p>																				
	<p>All work carried out, everything is in order</p> <p style="text-align: right;"><input type="checkbox"/></p>																				
	<p>Maintenance carried out by:</p> <p>..... Date</p>																				

Spare parts
Tower Combination 18
Order No. L2.18000



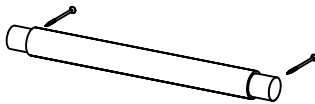
Please note that the safety standards of the equipment must not be affected. Therefore, when carrying out repairs it is helpful to **only use original parts**.

Order No. Spare parts

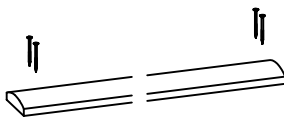
0.92630 Ladder for tower without roof
5 rungs



0.98310 Single rung



0.30070 Tower cladding, length 2.30 m
spruce, impregnated



0.30080 Tower cladding, length 2.30 m
larch

For further spare parts please see
spare parts list!