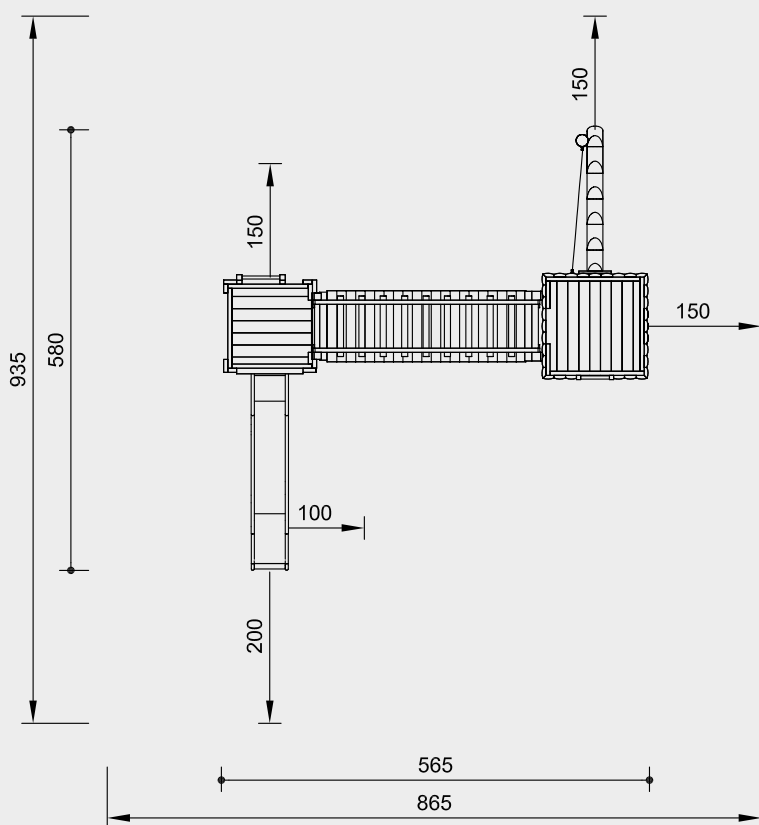


Order No. L2.18501
Tower Combination 185 made of larch

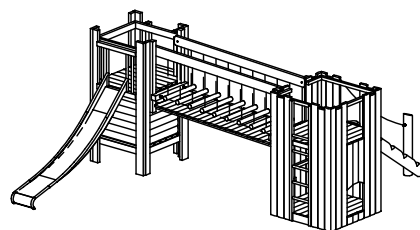
Safety distance ———→
 Device dimensions ———●
 Functional distance ———|



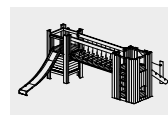
Scale 1:100

Safety check according to DIN EN 1176

Order No. L2.18501
Tower Combination 185 made of larch



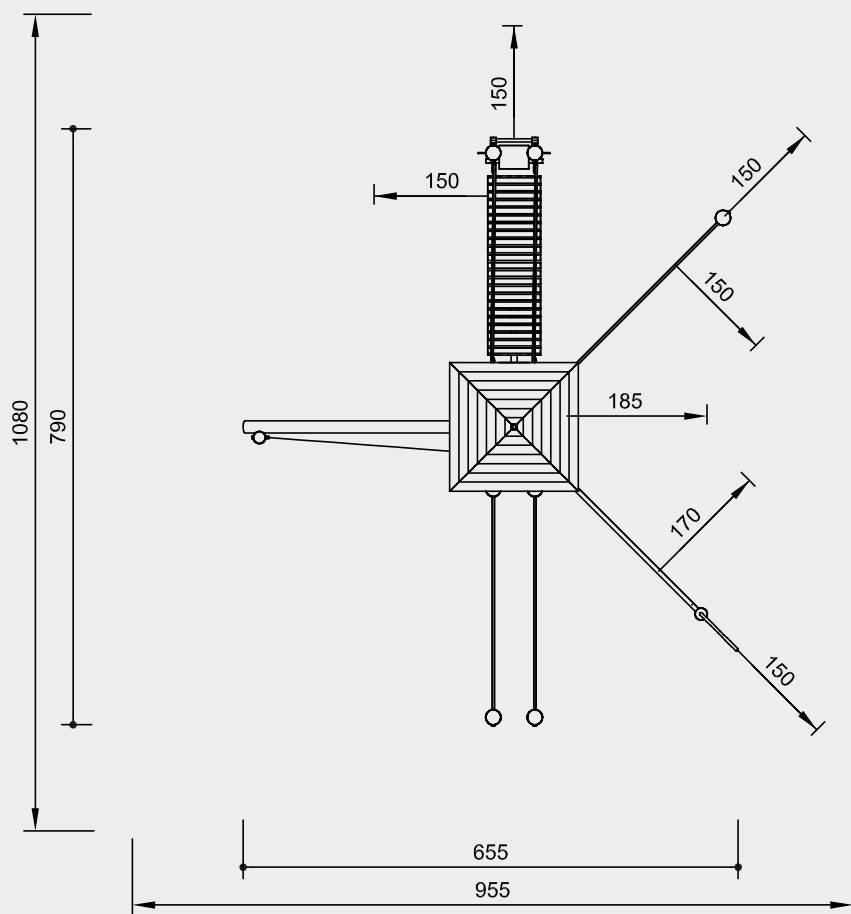
Components	Order No.
1 Square Tower with steel feet	L3.20500
1 Support Frame for Chain Path for Square Towers	3.66240
1 Walkway for 3.00 m Chain Path	3.66260
1 Platform Hut with steel feet	3.13100
1 Support Frame for Chain Path for Huts	3.66290
1 Climbing Trunk with steel foot and Chain Handrail	3.69511
1 Stainless Steel Slide	3.19210



L2.18501

Order No. L2.33001
Tower Combination 33 made of larch

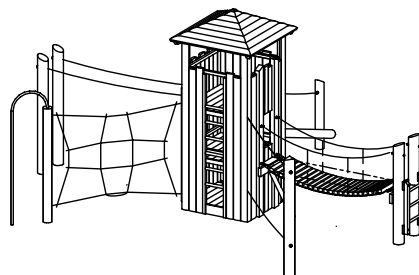
Safety distance —→
 Device dimensions —●—
 Functional distance —|—



Scale 1:100

Safety check according to DIN EN 1176

Order No. L2.33001
Tower Combination 33 made of larch



Components	Order No.
1 Square Tower with roof with steel feet	L3.20600
1 Support Frame for Suspension Bridge	3.66005
1 Running boards for Suspension Bridge 3.00 m	3.66090
1 End Frame with steel feet and ladder	L3.66030
1 Double Hanging Rope with steel feet	L3.68500
1 Inclined Balancing Beam with steel foot	3.68301
1 Balancing Rope with steel foot and Holding Rope	L3.69010
1 Vertikal Climbing Net with steel foot and Fireman's Pole	L3.69350



L2.33001