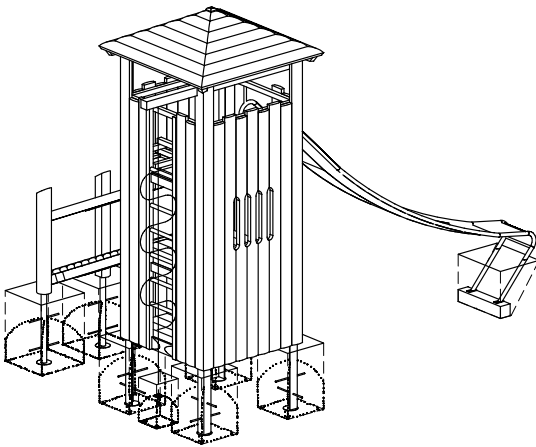

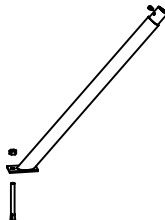
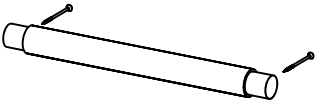

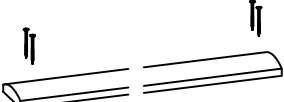


<h1>Instructions for wear checks of play equipment</h1>		<p>The equipment must be checked for correct operation and safety, especially the points listed below:</p>		<p>Proof of maintenance</p>																				
<p><b>Playground</b>.....</p> <p><b>Date of installation</b> .....</p> <p>Checks depend on the type of equipment. Any equipment with moving parts must be checked at least twice a year, static equipment at least once a year.</p> <p>Intervals for maintenance work and checks generally depend on</p> <ul style="list-style-type: none"> <li>- location</li> <li>- usage</li> <li>- frequency of use</li> <li>- possible vandalism</li> </ul> <p><b>For more details see also our general instructions for maintenance of playgrounds!</b></p> <p><b>Tower Combination 30</b> <b>Order No. L2.30001</b></p> 		<div> <div>Structural stability</div> <p>In order to check for rot at wooden parts and steel feet for corrosion, uncover the foundations once a year.</p> </div> <div> <div>Single equipment</div> <p>Please pay attention to the <b>separate maintenance notes</b> of the following single equipment:</p> <table border="0"> <tr> <td>Square Tower, h=2.00m</td> <td><b>Order No. L3.20600</b></td> <td><input type="checkbox"/></td> </tr> <tr> <td>Fastening Frame for attaching Bridge</td> <td><b>3.66353</b></td> <td><input type="checkbox"/></td> </tr> <tr> <td>Bridge with wooden handrail</td> <td><b>3.66425</b></td> <td><input type="checkbox"/></td> </tr> <tr> <td>End frame for Ramp with wooden handrail</td> <td><b>3.66411</b></td> <td><input type="checkbox"/></td> </tr> <tr> <td>Rope Climbing Ladder with beam</td> <td><b>3.69410</b></td> <td><input type="checkbox"/></td> </tr> <tr> <td>Stainless Steel Slide</td> <td><b>3.63420</b></td> <td><input type="checkbox"/></td> </tr> </table> <p><b>Note: Please check that all documents are included!</b></p> </div>		Square Tower, h=2.00m	<b>Order No. L3.20600</b>	<input type="checkbox"/>	Fastening Frame for attaching Bridge	<b>3.66353</b>	<input type="checkbox"/>	Bridge with wooden handrail	<b>3.66425</b>	<input type="checkbox"/>	End frame for Ramp with wooden handrail	<b>3.66411</b>	<input type="checkbox"/>	Rope Climbing Ladder with beam	<b>3.69410</b>	<input type="checkbox"/>	Stainless Steel Slide	<b>3.63420</b>	<input type="checkbox"/>	<div> <input type="checkbox"/> </div> <div> <input type="checkbox"/> </div> <div> <input type="checkbox"/> </div> <div> <input type="checkbox"/> </div> <div> <input type="checkbox"/> </div> <div> <input type="checkbox"/> </div>		<p>Special notes, e.g. for repairs</p>
Square Tower, h=2.00m	<b>Order No. L3.20600</b>	<input type="checkbox"/>																						
Fastening Frame for attaching Bridge	<b>3.66353</b>	<input type="checkbox"/>																						
Bridge with wooden handrail	<b>3.66425</b>	<input type="checkbox"/>																						
End frame for Ramp with wooden handrail	<b>3.66411</b>	<input type="checkbox"/>																						
Rope Climbing Ladder with beam	<b>3.69410</b>	<input type="checkbox"/>																						
Stainless Steel Slide	<b>3.63420</b>	<input type="checkbox"/>																						
		<div> <div>Repair not carried out, it is still possible to play on equipment</div> </div>		<input type="checkbox"/>																				
		<div> <div>Repair not carried out, equipment is taken out of action</div> </div>		<input type="checkbox"/>																				
		<div> <div>All work carried out, everything is in order</div> </div>		<input type="checkbox"/>																				
<p><b>For spare parts refer to back of page.</b></p>		<p><b>Maintenance carried out by:</b></p> <p>..... <b>Date</b> .....</p>																						

**Spare parts**  
**Tower Combination 30**  
**Order No. L2.30001**



Please note that the safety standards of the equipment must not be affected. Therefore, when carrying out repairs it is helpful to **only use original parts**.

Order No.	Spare parts	Order No.	Spare parts
0.92630	Ladder for tower without roof 5 rungs 	0.92080	Support for slide, bottom 
0.98310	Single rung 	0.92090	Support for slide, top 
0.30070	Tower cladding, length 2.30 m spruce, impregnated 		
0.30080	Tower cladding, length 2.30 m larch  For further spare parts please see spare parts list!		
0.92170	Climbing ladder 3.25 m 