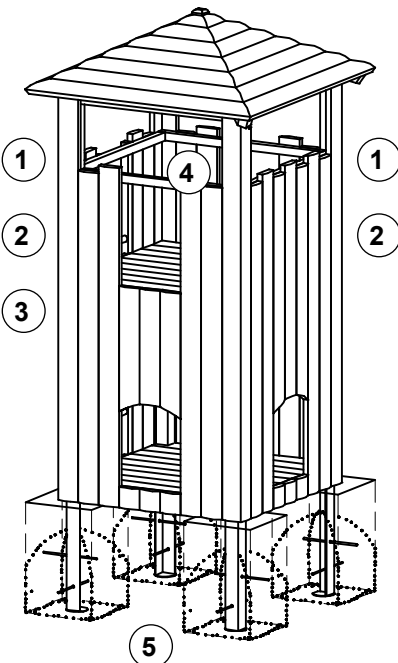
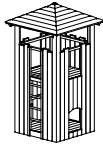


Instructions for wear checks of play equipment	The equipment must be checked for correct operation and safety, especially the points listed below:	Proof of maintenance	
<p>Playground.....</p> <p>Date of installation</p> <p>Equipment-specific inspections must be carried out at least twice a year.</p> <p>Intervals for maintenance work and checks generally depend on</p> <ul style="list-style-type: none"> - location - usage - frequency of use - possible vandalism <p>For more details see also our general instructions for maintenance of playgrounds!</p> <p>Square Tower with roof Order No. L3.20510</p> 	<div style="border: 1px solid black; padding: 5px; margin-bottom: 10px;">Wooden parts</div> <ol style="list-style-type: none"> 1. Check for rot and, if necessary, smooth out splinters and round off sharp edges of cracks. <input type="checkbox"/> 2. Check that all bolts and screws are tight and retighten if necessary. <input type="checkbox"/> 3. Check the ash wood rungs of the ladders for wear and tear, the remaining diameter must be at least 30 mm. <input type="checkbox"/> 4. Recommendation: apply paraffin wax to the upper end grain areas once a year, please refer to Order No. 0.90100, 1 litre. <input type="checkbox"/> <div style="border: 1px solid black; padding: 5px; margin-bottom: 10px;">Structural stability</div> <ol style="list-style-type: none"> 5. In order to check for rot at wooden parts and steel feet for corrosion, uncover the foundations once a year. <input type="checkbox"/> 	Special notes, e.g. for repairs	
	Repair not carried out, it is still possible to play on equipment		<input type="checkbox"/>
	Repair not carried out, equipment is taken out of action		<input type="checkbox"/>
	All work carried out, everything is in order		<input type="checkbox"/>
<p>For spare parts refer to back of page.</p>	<p>Maintenance carried out by:</p> <p>..... Date</p>		

Spare parts
Square Tower with roof
Order No. L3.20510



Please note that the safety standards of the equipment must not be affected. Therefore, when carrying out repairs it is helpful to **only use original parts**.

Order No. Spare parts

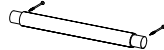
0.92630

Ladder



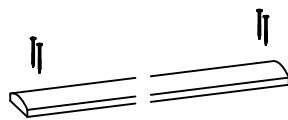
0.98310

Single rung



0.30053

**Tower cladding, length 2.80 m
 spruce, impregnated**



0.30063

**Tower cladding, length 2.80 m
 made of larch**

Please indicate length and width.