

The equipment must be checked for correct operation and safety, especially the points listed below:

Proof of maintenance

Wooden parts

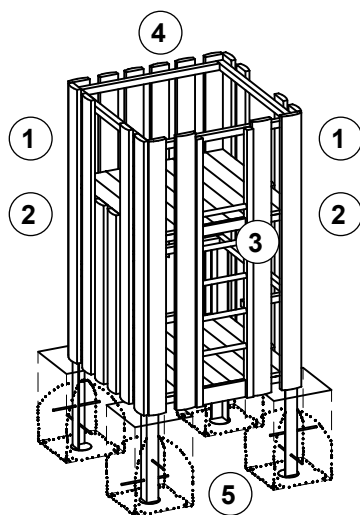
1. Check for rot and, if necessary, smooth out splinters and round off sharp edges of cracks.
2. Check that all bolts and screws are tight and retighten if necessary.
3. Check the ash wood rungs of the ladders for wear and tear, the remaining diameter must be at least 30 mm.
4. **Recommendation:** apply paraffin wax to the upper end grain areas once a year, please refer to Order No. 0.90100. 1 litre.

Structural stability

5. In order to check for rot at wooden parts and steel feet for corrosion, uncover the foundations once a year.

- For more details see also our general instructions for maintenance of playgrounds!**

Order No. L3.20530 height 1.50 m
Order No. L3.20631 height 2.00 m



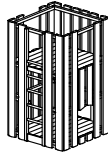
**All work carried out,
everything is in order**

Maintenance carried out by:

Date _____

Special notes, e.g. for repairs

Spare parts
Transparent Square Tower
Order No. L3.20530/L3.20631



Please note that the safety standards of the equipment must not be affected. Therefore, when carrying out repairs it is helpful to **only use original parts**.

Order No. Spare parts

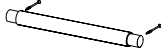
0.92630

Ladder



0.98310

Single rung

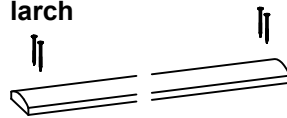


0.30053

**Tower cladding, length 2.80 m
 spruce, impregnated**

0.30063

**Tower cladding, length 2.80 m
 larch**



Please indicate length and width!