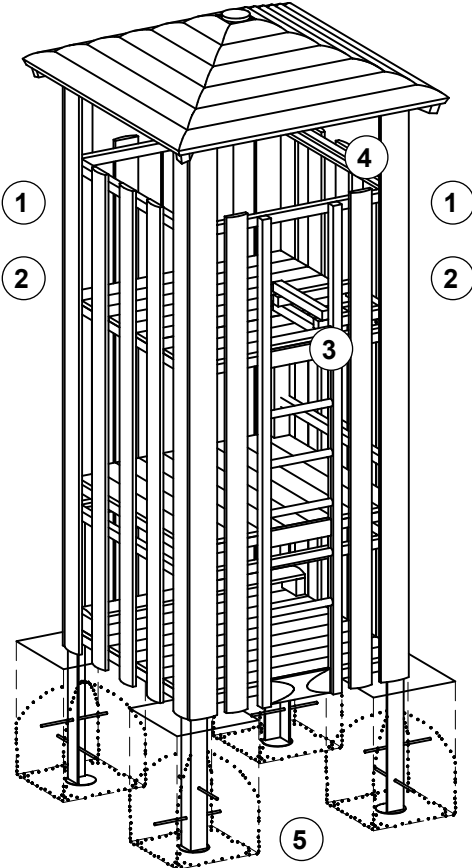
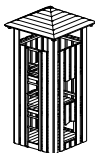


Instructions for wear checks of play equipment	The equipment must be checked for correct operation and safety, especially the points listed below:	Proof of maintenance
<p><b>Playground</b>.....</p> <p><b>Date of installation</b> .....</p> <p>Checks depend on the type of equipment. Any equipment with moving parts must be checked at least twice a year, static equipment at least once a year.</p> <p>Intervals for maintenance work and checks generally depend on</p> <ul style="list-style-type: none"> <li>- location</li> <li>- usage</li> <li>- frequency of use</li> <li>- possible vandalism</li> </ul> <p><b>For more details see also our general instructions for maintenance of playgrounds!</b></p> <p><b>Transparent Square Tower</b> with ladder and roof <b>Order No. L3.20535</b> height 1.50 m <b>Order No. L3.20630</b> height 2.00 m</p> 	<div style="border: 1px solid black; padding: 5px; margin-bottom: 10px;"><b>Wooden parts</b></div> <ol style="list-style-type: none"> <li>1. Check for rot and, if necessary, smooth out splinters and round off sharp edges of cracks. <input type="checkbox"/></li> <li>2. Check that all bolts and screws are tight and retighten if necessary. <input type="checkbox"/></li> <li>3. Check the ash wood rungs of the ladders for wear and tear, the remaining diameter must be at least 30 mm. <input type="checkbox"/></li> <li>4. <b>Recommendation:</b> apply paraffin wax to the upper end grain areas once a year, please refer to Order No. 0.90100, 1 litre. <input type="checkbox"/></li> </ol> <div style="border: 1px solid black; padding: 5px; margin-bottom: 10px;"><b>Structural stability</b></div> <ol style="list-style-type: none"> <li>5. In order to check for rot at wooden parts and steel feet for corrosion, uncover the foundations once a year. <input type="checkbox"/></li> </ol>	<div style="text-align: center; padding-top: 100px;">Special notes, e.g. for repairs</div>
<p><b>For spare parts refer to back of page.</b></p>	<p><b>Maintenance carried out by:</b></p> <p>..... <b>Date</b> .....</p>	<div style="text-align: center;"> <input type="checkbox"/> Repair not carried out, it is still possible to play on equipment  <input type="checkbox"/> Repair not carried out, equipment is taken out of action  <input type="checkbox"/> All work carried out, everything is in order </div>

**Spare parts**  
**Transparent Square Tower**  
**Order No. L3.20535/L3.20630**



Please note that the safety standards of the equipment must not be affected. Therefore, when carrying out repairs it is helpful to **only use original parts**.

**Order No. Spare parts**


**0.92620**

**Ladder 6 rungs**



**0.98310**

**Single rung**

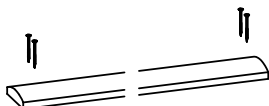


**0.30050**

**Tower cladding, length 3.25 m  
spruce, impregnated**

**0.30060**

**Tower cladding, length 3.25 m  
larch**



**Please indicate length and width.**

**0.99023**

**Steel foot for Square Tower -  
also available for corner posts  
in oak**



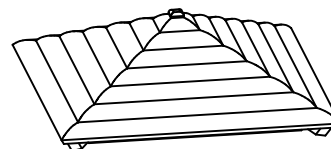
**Order No. Spare parts**

**99.00240**

**Roof spruce, impregnated**

**99.00250**

**Roof larch**



**For further spare parts please see spare parts list!**