

The equipment must be checked for correct operation and safety, especially the points listed below:

Proof of maintenance

Wooden parts

1. Check for rot and, if necessary, smooth out splinters and round off sharp edges of cracks.
2. Check that all bolts and screws are tight and retighten if necessary.

Structural stability

3. Check fixation to the ground once a year by lifting.

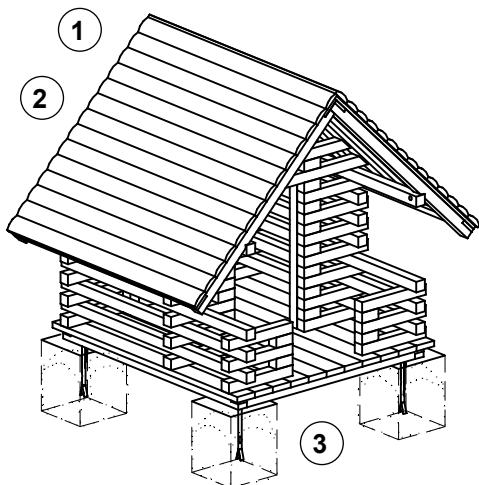
- location
- usage
- frequency of use
- possible vandalism

For more details see also our general instructions for maintenance of playgrounds!

Big Play House

Order No. L4.10200

Order No. L4.10210 with door



**Repair not carried out,
it is still possible to play on equipment**

**Repair not carried out,
equipment is taken out of action**

**All work carried out,
everything is in order**

Maintenance carried out by:

..... **Date**

Special notes, e.g. for repairs

For spare parts refer to next page.

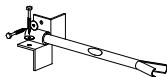
Spare parts
Big Play House
Order No. L4.10200/L4.10210



Please note that the safety standards of the equipment must not be affected. Therefore, when carrying out repairs it is helpful to **only use original parts**.

Order No. Spare parts

0.92700 Foundation iron

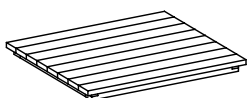


0.30031 Roof cladding, larch



Please indicate the covering surface

99.01337 Floor, larch



99.00870 Roof, two sections, larch

