

Instructions for wear checks of play equipment

The equipment must be checked for correct operation and safety, especially the points listed below:

Proof of maintenance

Playground.....

Date of installation

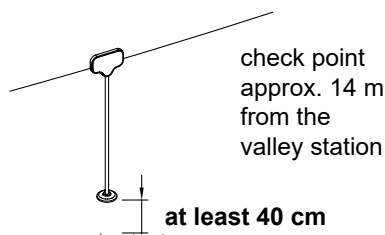
Checks depend on the type of equipment. Any equipment with moving parts must be checked at least twice a year, static equipment at least once a year.

Intervals for maintenance work and checks generally depend on

- location
- usage
- frequency of use
- possible vandalism

For more details see also our general instructions for maintenance of playgrounds!

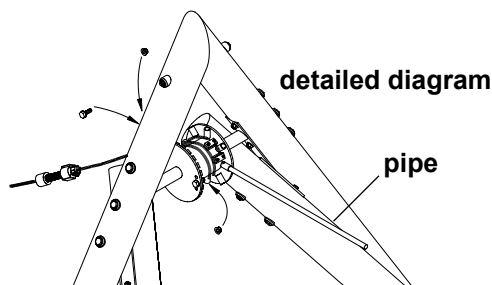
Large Gated Cableway up to 30 m Order No. L6.01100



mountain station

Re-tensioning:

Engage tube (Ø 20 mm, approx. 50 cm long) and remove safety screws. Tension with no load placed on cable until slack = 1.00 m. Re-fasten safety screws. The cable must be wound around at least twice.



Wooden parts

1. Check for rot and, if necessary, smooth out splinters and round off sharp edges of cracks.
2. Check that all bolts and screws are tight and retighten if necessary.

Travelling crab

3. Make sure that parts move smoothly and check for damage.

Carrying cable / cable connection

4. Check rope for damages and replace if necessary.
5. Check articulated cable connection (mountain station) for wear.
6. Check the slack when **no load** is placed on the cable by measuring the distance between the line of view and the cable with the assistance of a second person performing the measurement at the check point (= 1.00 m). Re-tension the cable according to the detailed diagram.
7. Check distances of the stopper gear sets to the racks and correct it if necessary: Mountain station 60 cm, Valley station 220 cm.

Pendulum seat / hose sleeve

8. Replace pendulum seat if metal parts are exposed.
9. Make sure hose sits firmly on the chain, check for damage and replace if necessary.
10. Check seats for a min. ground clearance of 40 cm when the seats are in a **loaded** state (1st examin. 1 week after assembly, 2nd examin. 4 weeks after assembly, then at normal maintenance intervals). Adjust the ground, if necessary.

Structural stability

11. In order to check steel feet for corrosion, uncover the foundations once a year.

Repair not carried out,
it is still possible to play on equipment

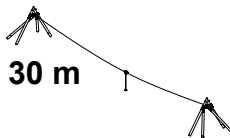
Repair not carried out,
equipment is taken out of action

All work carried out,
everything is in order

Maintenance carried out by:

..... Date

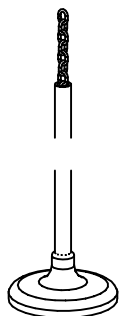
Special notes, e.g. for repairs

Spare parts**Large Gated Cableway up to 30 m****Order No. L6.01100**

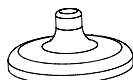
Please note that the safety standards of the equipment must not be affected. Therefore, when carrying out repairs it is helpful to **only use original parts**.

Order No. Spare parts**Order No. Spare parts**

0.95000 Pendulum seat with suspension chain length 1.50 m



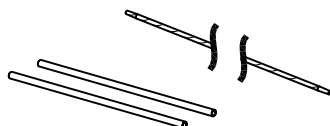
0.94110 Pendulum seat without disc



0.94120 Disc




0.95020 Carrying cable 34 m with 2 hose sleeve segments



0.95051 Stopper spring for mountain station



0.95052 Stopper spring for valley station



0.95015 Wear buffer for travelling crab



0.95012 Travelling crab

