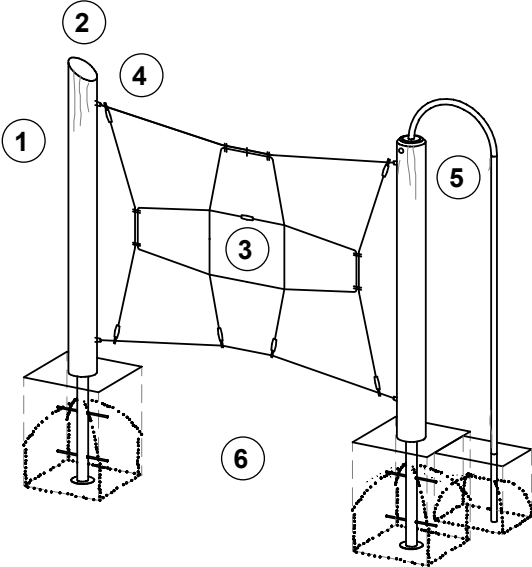
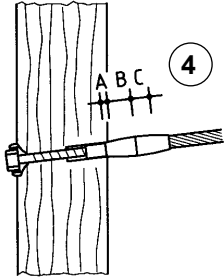


<div>Instructions for wear checks of play equipment</div>	<div>The equipment must be checked for correct operation and safety, especially the points listed below:</div>	<div>Proof of maintenance</div>	
<div><div>Playground.....</div><div>Date of installation</div><div>Checks depend on the type of equipment. Any equipment with moving parts must be checked at least twice a year, static equipment at least once a year.</div><div>Intervals for maintenance work and checks generally depend on<ul style="list-style-type: none">- location- usage- frequency of use- possible vandalism</div><div>For more details see also our general instructions for maintenance of playgrounds!</div><div>Vertical Climbing Net Order No. L6.51600 / K6.51600 with bent firemen's pole</div><div>Order No. L6.51630 / K6.51630 without firemen's pole</div><div><div>detailed diagram</div></div></div>	<div>Wooden parts</div> <div><div>1. Check for rot and, if necessary, smooth out splinters and round off sharp edges of cracks.</div><div>2. Recommendation: apply paraffin wax to the upper end grain areas once a year, please refer to Order No. 0.90100, 1 litre.</div></div> <div>Climbing Net</div> <div><div>3. Check for wear and tear. Replace if steel reinforcement is damaged.</div><div>4. Check that connection points are tight and retighten if necessary (see detailed diagram B).</div></div> <div>Firemen's Pole</div> <div><div>5. Check that bolts and screws are tight and retighten if necessary.</div></div> <div>Structural stability</div> <div><div>6. In order to check steel feet for corrosion, uncover the foundations once a year.</div></div>	<div><input type="checkbox"/></div> <div><input type="checkbox"/></div> <div><input type="checkbox"/></div> <div><input type="checkbox"/></div> <div><input type="checkbox"/></div> <div><input type="checkbox"/></div>	<div>Special notes, e.g. for repairs</div>
<div>Repair not carried out, it is still possible to play on equipment</div>		<div><input type="checkbox"/></div>	
<div>Repair not carried out, equipment is taken out of action</div>		<div><input type="checkbox"/></div>	
<div>All work carried out, everything is in order</div>		<div><input type="checkbox"/></div>	
<div>Maintenance carried out by:</div> <div>..... Date</div>			
<div>For spare parts refer to next page.</div>			

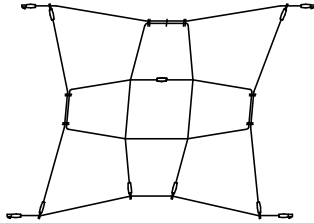
Spare parts
Vertical Climbing Net
Order No. L6.51600 / K6.51600

Please note that the safety standards of the equipment must not be affected. Therefore, when carrying out repairs it is helpful to **only use original parts**.

Order No. Spare parts

0.98055

Vertical Climbing Net



99.01301

**Stand posts for firemen's pole
made of larch**

