

Play value

Changes between phases of activity and rest are necessary for balanced recreation. This means equipment of both areas and also careful consideration about how rest areas should be designed. Benches and tables can lend an extra ambience to the play area and act as a complementary meeting point.



Order No. 9.70000 Waste Bin



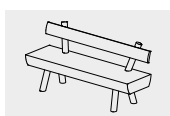
Fundamental characteristics

- Natural wooden surface for pleasant seating

Recommended for

- Kindergarten children
- School children
- Young people
- Adults
- Older people
- Public play areas without supervision, such as playgrounds, parks or similar

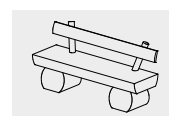
Benches Table Waste Bin



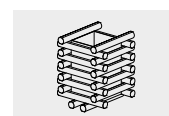
L9.20000 / L9.22000



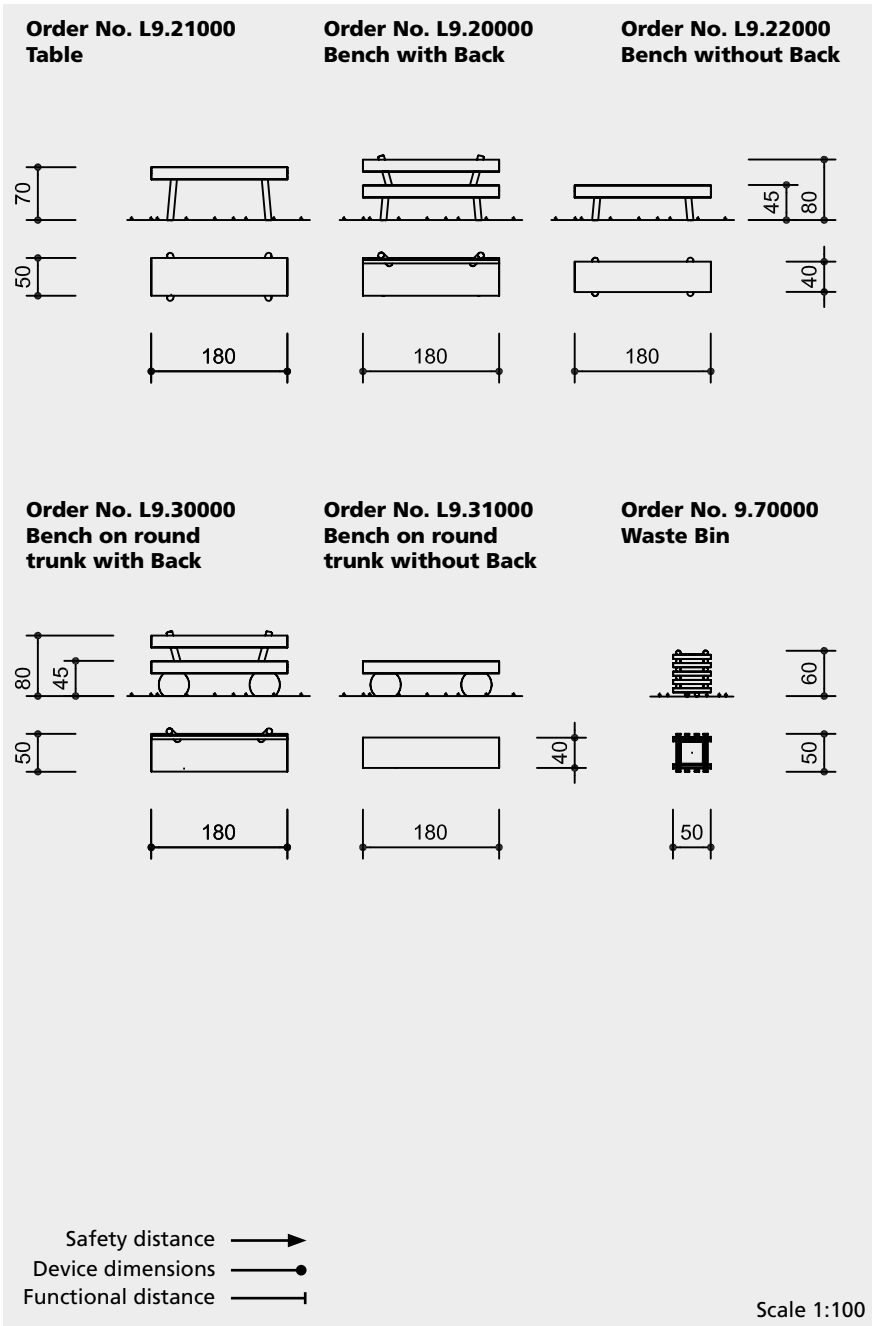
L9.21000



L9.30000 / L9.31000



9.70000



Safety check according to DIN EN 1176

Components

1 Part each

Installation information

Surfacing requirements
No requirements

Foundations
Only necessary as anchorage

Attention:
Exact measurements may vary;
for all installation dimensions refer
to current assembly instructions.
Technical changes reserved.

Technical information

Equipment made of non-impregnated
mountain larch

Order No. L9.20000 - L9.31000
Benches and Table

Core-free
Sawn-timbers core-free, thus decreasing
occurrences of cracking and undesired
changes in shape



**For more detailed explanation of the
quality characteristics see price list.**

Feet Ø 75 mm

Table tops and seat surfaces made of
boards, 14 cm thick

Order No. 9.70000
Waste Bin

Core-free
Sawn-timbers core-free, thus decreasing
occurrences of cracking and undesired
changes in shape



Ground anchor
All parts used for anchoring to the
ground are made of hot-dip galvanised
steel or stainless steel



**For more detailed explanation of the
quality characteristics see price list.**

Insert made of stainless steel,
glass bead blasted

Dimensions
(small deviations possible)

Order No. L9.21000
Table

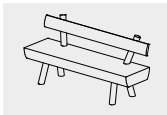
Height	0.70 m
Length	1.80 m
Width	0.50 m
Weight	80 kg

Benches

Seat height	0.45 m
Length	1.80 m
Seat surface	0.35 - 0.45 m
Weight	60 - 100 kg

Order No. 9.70000
Waste Bin

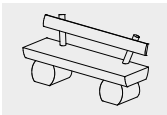
Height	0.60 m
Length	0.50 m
Width	0.50 m
Weight	25 kg



L9.20000 / L9.22000



L9.21000



L9.30000 / L9.31000



9.70000