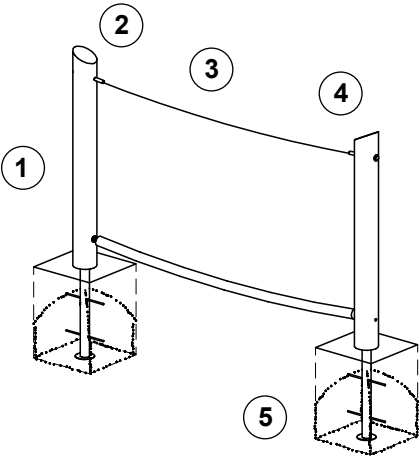
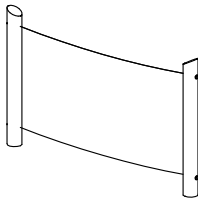


Instructions for wear checks of play equipment	The equipment must be checked for correct operation and safety, especially the points listed below:	Proof of maintenance	
<p>Playground.....</p> <p>Date of installation</p> <p>Checks depend on the type of equipment. Any equipment with moving parts must be checked at least twice a year, static equipment at least once a year.</p> <p>Intervals for maintenance work and checks generally depend on</p> <ul style="list-style-type: none"> - the location - the usage - the frequency of use - possible vandalism <p>For more details see also "General instructions for maintenance of playgrounds".</p> <p>Balancing Rope with Holding Rope Order No. L6.51954/L6.51956</p> 	<div style="border: 1px solid black; padding: 5px; margin-bottom: 10px;">Wooden parts</div> <ol style="list-style-type: none"> 1. Check for rot and, if necessary, smooth out splinters and round off sharp edges of cracks. <input type="checkbox"/> 2. Recommendation: apply paraffin wax to the upper end grain areas once a year, please refer to order No. 0.90100, 1 litre. <input type="checkbox"/> <div style="border: 1px solid black; padding: 5px; margin-bottom: 10px;">Ropes and rope connections</div> <ol style="list-style-type: none"> 3. Check ropes for wear and tear, if the steel reinforcement is damaged, it is imperative it be replaced. <input type="checkbox"/> 4. Check that ropes are securely connected, retighten screws/bolts if necessary. <input type="checkbox"/> <div style="border: 1px solid black; padding: 5px; margin-bottom: 10px;">Structural stability</div> <ol style="list-style-type: none"> 5. Uncover the foundation once a year in order to check for rot or the steel feet for corrosion. <input type="checkbox"/> 	Special notes, e.g. for repairs	
	Repair not carried out, it is still possible to play on equipment	<input type="checkbox"/>	
	Repair not carried out, equipment is taken out of action	<input type="checkbox"/>	
	All work carried out, everything is in order	<input type="checkbox"/>	
For spare parts refer to back of page.	Maintenance carried out by: Date		

Spare parts
Balancing Rope
with Holding Rope
Order No. L6.51954/L6.51956

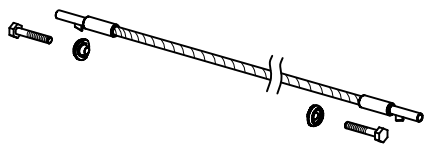


Please note that the safety standards of the equipment must not be affected. Therefore, when carrying out repairs it is helpful to **only use original parts**.

Order No. Spare part

0.92189 Balancing or holding rope,
natural coloured

0.92190 Balancing or holding rope,
red



0.92198 Balancing PP-rope